














WHEELS & CASTORS

WE MOVE YOUR LIFE




ICON GUIDE





CASTOR

-  wheel diameter
in mm
-  external dimension mounting plate
in mm
-  mounting dimension
in mm
-  hole diameter
in mm
-  hole fitting size
in mm
-  offset dimension
in mm
-  total height
in mm
-  swivel radius
in mm
-  stem / expander
in mm
-  dyn. load capacity
in kg

CASTOR

-  wheel diameter
in mm
-  tread width
in mm
-  hub width
in mm
-  bushing diameter
in mm
-  screw size
in mm
-  dyn. load capacity
in mm

WHEEL BEARING

-  plain bearing
-  roller bearing
-  single ball bearing
-  double ball bearing

WHEELS & CASTORS –
DESIGN and QUALITY
on the highest level

CONTENTS

- 04 about CASCOO
- 16 apparatus castors
- 34 industrial castors
- 96 light heavy duty castors
- 104 heavy duty castors
- 126 stainless steel castors
- 142 waste bin castors
- 152 ESD castors
- 168 plastic body castors
- 182 castors for special applications

OUT OF THE SLIPSTREAM...



Successful work can't be compared with a fast race, certainly not with a sprint. There is not only the one goal that you reach after a short time and then bask in your success. Rather, it is the sum of a strategic concept, plenty of perseverance, a first class team and the right decisions at the right time. That's what we've been trying to do at CASCOO every day for 10 years now, in order to achieve the greatest possible benefit for our customers and employees as well.



Everything comes to him who hustles while he waits.

- THOMAS ALVA EDISON

The past few years have allowed CASCOO to grow and mature. An unwritten law is: experience comes with time, but everyone himself is responsible for knowledge and competence. Every request, every problem and every project drives us and brings us forward. Describe your challenge to us and let our innovative ideas and structured processes convince you. Secure yourself an advantage against your competition. Step out of the slipstream with us!



12.584.891 pcs.

of wheels and castors we have produced last year



more than 200 employees

are doing their best every day to move your life



more than 15.000 liters of coffee

we drink per year and invite you to a cup as well



2021 we have won the Red Dot Award

for extraordinary design



MILESTONES IN OUR HISTORY



Completion and relocation to new production halls with approx. 12,000 square meters of production space on two levels in Dongsheng / China. At the same time, the storage capacity at the distribution site in Rütthen is growing to 3,500 square meters, storage space for approx. 5,000 pallets, now four loading and unloading ramps.

2015



By entering our own polyurethane production, the vertical range of manufacturing increases to over 85%.

2018



The CASCOO EVA plastic double castor series receives the Red Dot Award for exceptional design.

2021



2012

Founding of CASCOO, with the goal of establishing another brand on the European wheels and castors sector. Production facility for wheels and castors on approx. 3,000 sqm in Xiaolan / China. Distribution of wheels and castors on approx. 500 sqm in Ruethen / Germany.



2017

First time offering a trainee program to become a merchant for office management and specialist warehouse clerk.



2020

Meanwhile, CASCOO sales agencies in 8 European countries.



2022

Expansion of the production area by a further 18,000 square meters on three levels on the site of the previous production site in Dongsheng / China.



NO MATTER WHERE YOU ARE **WE ARE THERE FOR YOU**

More than 200 employees are constantly working on perfecting our wheels and castors and expanding our range to meet your needs and demands. We are looking forward to advise you if you have any questions about our products.

Do not hesitate to contact us!



WE ARE HAPPY TO HELP

+49 (0) 2952 9706290

info@cascoo.eu

www.cascoo.eu



OUR PHILOSOPHY

We want to create benefits! In the interests of our customers, we want to combine an efficient, increasingly automated and cost-effective production with high stock availability at our various locations and, related to this, guarantee short delivery times.

We want to supply quality! As a manufacturer with an in-house production proportion of more than 85%, it is in our own hands! From the selection of raw materials through the manufacturing process to the final assembly process, quality is our top priority, both for all our standard range products and for your special solution.

We want to take responsibility! In addition to the product, our focus is on the employee. All people worldwide deserve an appropriate social standard and code of conduct. With the certification according to the guidelines of the BSCI (Business Social Compliance Initiative) we have made a big step in this way.



VISIT OUR WEBSITE

WWW.CASCOO.EU



HOW TO MAKE YOUR **RIGHT CHOICE**

What is the best way to transport my goods from one place to another? Sure, on CASCOO castors. But which castors do I actually need for my purpose? Various influences should be taken into account when choosing the right wheels: load capacity, temperature range, ground surface, noise characteristics, working environment and of course the price. In the following we would like to provide you an overview that can be used as a guide to help you make your decision.



TWO OR RATHER FOUR SWIVEL CASTORS?

Regardless of whether you use two swivel and two fixed castors or prefer four swivel castors, both versions have their right to exist. If you have to cover long distances with your transport trolley, we recommend equipping it with two swivel and two fixed castors, as the fixed castors ensure stable straight running and the user does not have to constantly correct the direction of movement. If you have to transport your goods in narrow aisles (e.g. shopping trolleys in the supermarket), the version with four swivel castors is the right choice, as you are so flexible in lateral movements and can turn on your heel.



HOW DO I CALCULATE THE MAXIMUM LOAD CAPACITY?

When using four castors under a transport trolley, you must always assume that one castor is hanging" in the air - due to an uneven floor for example and cannot contribute to the stability of the trolley. Therefore, the total load capacity of a trolley is always calculated with 3 out of 4 castors. The details of the load capacity on the following pages always refer to the dynamic properties of the respective DIN standards (EN 12530-12533) per castor. If you multiply these values by 3, you get the total load capacity of the trolley according to the corresponding DIN standard and its requirements.



WHEN DO I NEED A BRAKED VERSION?

A distinction is usually made between a total brake, which blocks the direction and the run of a castor, and a directional lock, where the wheel is still moving but in terms of alignment only" works like a fixed castor. The most common type of lock is the total lock (or double stop). It is very important to note that this is not working as a real brake, but as a lock, which only secures the transport trolley against rolling away. We guarantee the functionality here under the following definition:

COMBINATION OF TWO FIXED CASTORS ONE SWIVEL CASTOR - ONE SWIVEL CASTOR WITH TOTAL LOCK

- Securing of an empty or loaded transport trolley against rolling away on basically level surfaces, but with a maximum gradient of 2%
- Securing of an empty or loaded transport trolley against rolling away in light winds
- Short-term detection of an empty or loaded transport trolley on truck lifting platforms in combined use with the roll-off protection of the lift

COMBINATION OF TWO FIXED CASTORS - TWO SWIVEL CASTORS WITH TOTAL BRAKES

- Securing of an empty or loaded transport trolley against rolling away on surfaces with a maximum gradient of 5%
- Securing of an empty or loaded transport trolley against rolling away in strong winds (does not protect against over-tuning of the trolley)

(The Operator is obliged to carry out the operation taking the truck into account in compliance with the applicable legal requirements. As far as possible, the brakes should not be activated in the moving truck)



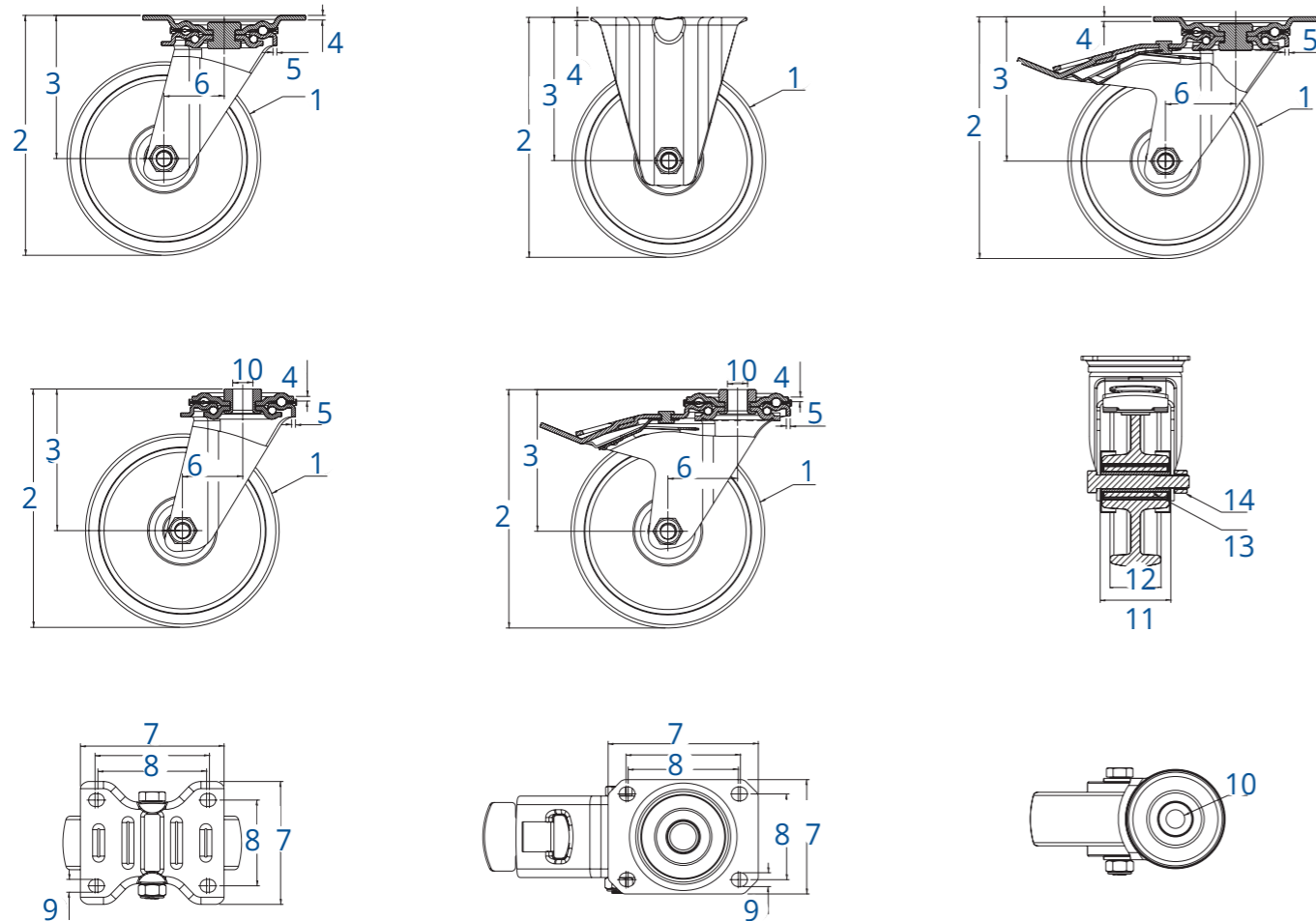
WHICH MATERIAL DO I CHOOSE FOR MY PURPOSE?

Probably the most difficult question when choosing your right choice of suitable castors is the question of the material. Each material has different properties and accordingly different advantages and disadvantages as well. Material can be soft or hard, loud or quiet, solid or light and much more. On the following pages we will bring you closer to the advantages of each series and hope to be able to support you with your decision. If you have unanswered questions, please do not hesitate to contact us. On the one hand, we are happy to provide with help and advice due to many years of experience, on the other hand you may also need a special solution, which we would be happy to explain to you in a personal conversation.



TECHNICAL GUIDE

CASCOO. CASTOR DEFINITION.




- 1 wheel diameter
- 2 total height
- 3 mounting height
- 4 material thickness plate
- 5 material thickness fork

- 6 offset
- 7 dimension of plate
- 8 dimension of plate holes
- 9 diameter of plate holes
- 10 diameter of bolt hole

- 11 width of tread
- 12 width of hub
- 13 wheel bearing
- 14 screw size

CASCOO. SYMBOLS HOUSING.



CASCOO. SYMBOLS WHEEL.

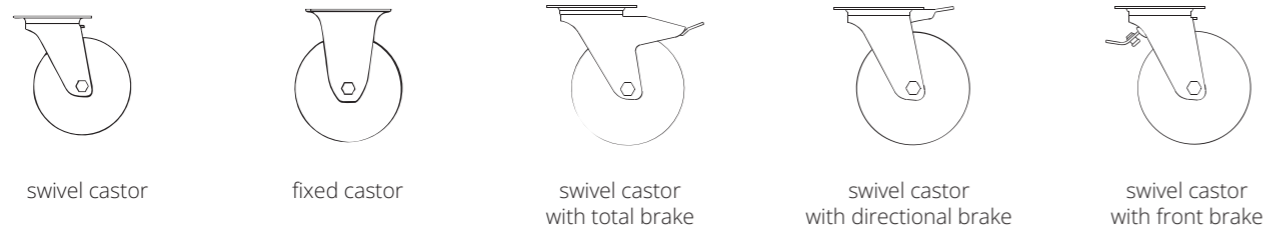


CASCOO. SYMBOLS WHEELS BEARINGS.



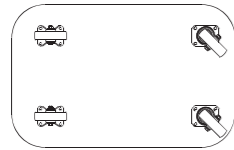
TECHNICAL GUIDE

CASTOR TYPES.



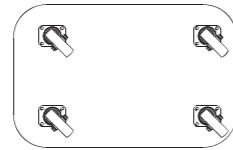
Swivel castors (without brakes) can be moved across the floor in all directions, they have a rotation of 360°. Fixed castors cannot rotate and can only be moved across the floor in two directions. Swivel castors with total brakes can also be rotated 360°. In addition, they can be secured against rolling away. Transport trolleys in combination with a braked castor can be braked on in-clines of up to 2%. Transport trolleys in combination with two of the more braked castors can be braked on inclines of up to 5%. This information is only guaranteed under normal handling conditions. Swivel castors with directional lock can be rotated 360°, but can also be locked in one direction using the pedal. The wheel is not locked in this case.

CALCULATION OF TOTAL LOAD CAPACITY.



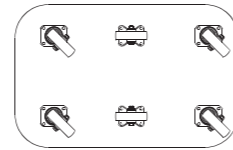
2 swivel / 2 fixed castors

For a precise handling on longer and varied routes. Load capacity calculation: 3 from 4 castors.



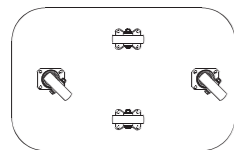
4 swivel

For any easy movement on short and plain routes. Load capacity calculation: 3 from 4 castors.



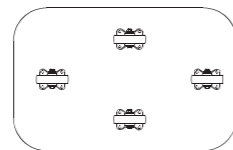
4 swivel / 2 fixed castors

For a high stability of high loads on long routes. Load capacity calculation: 4 from 6 castors.



2 swivel / 2 fixed castors

For a precise handling especially in narrow spaces. Load capacity calculation: 3 from 4 castors.



4 fixed castors

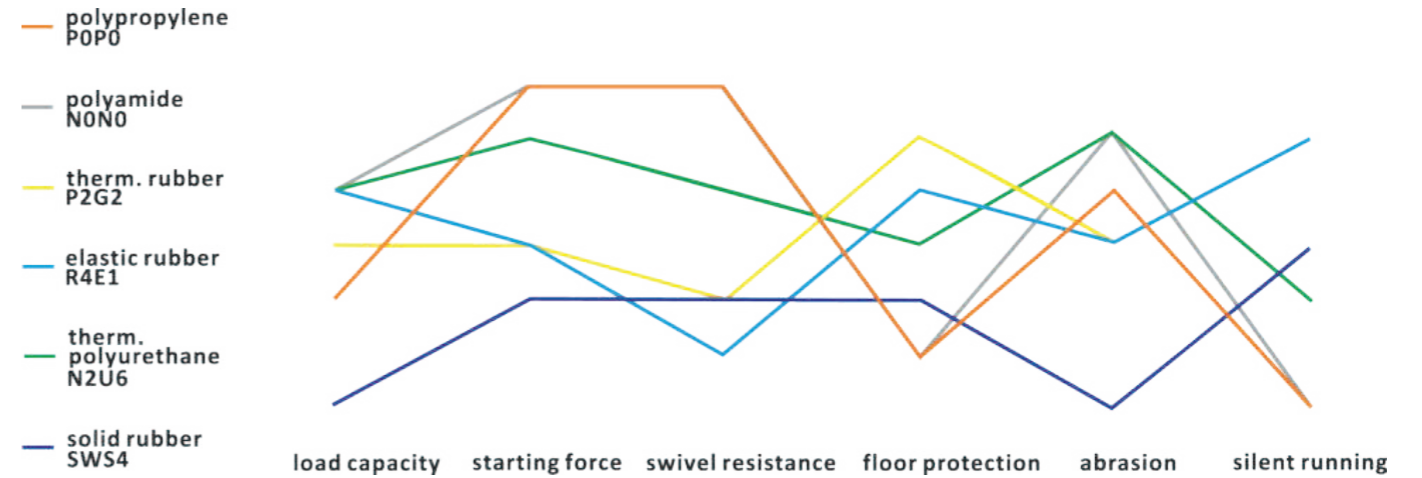
The center castors have to be a bit larger. To be use on long straight routes. Load capacity calculation: 3 from 4 castors.



3 swivel

For a flexible handling on routes with almost no straight sections. Only small and balanced loads. Load capacity calculation: 3 from 3 castors.

COMPARISON CHART BETWEEN DIFFERENT MATERIALS



WHEEL BEARINGS.

With the inside bearings each castor or wheel becomes alive. In addition to the tread and the wheel center, mobility mostly depends on the wheel bearing. No doubt an ideal wheel bearing influences the performance of every castor. Three types of bearing are available for your opinion: plain bearing, roller bearing and precision ball bearing. The relevant bearing depends on the castors performance.



Plain bearing

The plain bearing is the simplest bearing, providing an excellent lubrication and maintenance free. It is applicable for light duties or small and low handling wheels.



Roller bearing

Made of carbon steel with diameter respectively 4 mm and 5 mm, the roller axle is mostly used for industrial applications. Roller bearing features high load capacity and low roll resistance.



Precision ball bearing

The precision ball bearing is composed of fixed one-race ball bearing supporting axial and medium weight radial loads. Seal shielding is flexible for assembling. It is affordable for high rotation speed and heavy load capacity.



CASCOO. APPARATUS CASTORS.



APPARATUS CASTORS

Apparatus castors are mainly used for the transport of light to medium-duty equipment indoors. They convince with optimal stability, low rolling resistance, noise-reduction and high mobility. Apparatus castors are often used in display constructions, medical devices, intralogistics or on catering equipment. These castors are available with plate attachment and bolt hole attachment in different dimensions.

Optionally available with expander, stem or threaded screw fixation

APPARATUS CASTORS AT A GLANCE

EXPANDER OVERVIEW

Expander Round Tube



	type	inner diameter	screw dimension	material
EXRO1921	round tube 19.0 mm-21.5 mm	11 mm	M10x90	aluminium / nylon
EXRO2124	round tube 21.5 mm-24.0 mm	11 mm	M10x90	aluminium / nylon
EXRO2427	round tube 24.0 mm-27.0 mm	11 mm	M10x90	aluminium / nylon
EXRO2730	round tube 27.0 mm-30.0 mm	11 mm	M10x90	aluminium / nylon
EXRO3135	round tube 31.0 mm-35.0 mm	11 mm	M10x90	aluminium / nylon

Expander Square Tube



	type	inner diameter	screw dimension	material
EXSQ2124	square tube 21.5 mm-24.0 mm	11 mm	M10x90	aluminium / nylon
EXSQ2427	square tube 24.0 mm-27.0 mm	11 mm	M10x90	aluminium / nylon
EXSQ2730	square tube 27.0 mm-30.0 mm	11 mm	M10x90	aluminium / nylon
EXSQ3135	square tube 31.0 mm-35.0 mm	11 mm	M10x90	aluminium / nylon
EXSQ3640	square tube 36.0 mm-40.0 mm	11 mm	M10x90	aluminium / nylon

DIFFERENT KIND OF STEMS WITH CIRCLIP OR THREADED STEMS ON REQUEST



SERIES P2T2
PP / TPR
light apparatus

page 20



SERIES P4P4
PP
light apparatus

page 22



SERIES P2T2
PP / TPR
plain bearing

page 24



SERIES P2T2
PP / TPR
ball bearing

page 26



SERIES P2T2
PP / TPR
with expander

page 28



SERIES P2T2
PP / TPR
twin wheel castors

page 28



SERIES N4N4
PP
twin wheel castors

page 30



SERIES P2T2

rim: polypropylene
 tread: thermoplastic rubber 95° shore A
 axle bearing: plain bearing / ball bearing
 threadguard: without / full covering plastic threadguard
 load capacity: 50 kg to 75 kg
 wheel diameter: 50 mm to 100 mm
 temperature range: -20°C to +60°C

EXAMPLE FOR APPLICATION

- display construction and shopfitting
- medical equipment
- catering equipment (cutlery trolleys)

HIGHLIGHTS AND ADVANTAGES

- noise-reduced running on all surfaces
- ideal load capacities designed for the application
- ball bearing as axle bearing for improved rolling resistance

P2T2



Swivel Castor

	[mm]	[mm]	[mm]	[mm]	[mm]	[mm]	[mm]	[kg]
SAPA9C0050P2T2PON SAPA9C0050P2T2B42	050	60x60	48/39x48/39	6.3	25	70	-	50
SAPA2C0075P2T2PON SAPA2C0075P2T2B42	075	60x60	48/39x48/39	6.3	25	100	-	75



Swivel Castor

	[mm]	[mm]	[mm]	[mm]	[mm]	[mm]	[mm]	[mm]
HAH19C0050P2T2PON HAH19C0050P2T2B42	050	11	-	-	25	70	-	50
HAH12C0075P2T2PON HAH12C0075P2T2B42	075	11	-	-	25	100	-	75
HSH12C0100P2T2PON	100	11	-	-	32	122	-	60



Swivel Castor

FAPBCC0050P2T2PON FAPBCC0050P2T2B42	050	60x60	44/38.5x44/38.5	6.3	-	70	-	50
FAPCCC0075P2T2PON FAPCCC0075P2T2B42	075	60x60	48/39x48/39	6.3	-	100	-	75



Bolt Hole Swivel Castor With Total Brake

BAH19C0050P2T2PON BAH19C0050P2T2B42	050	11	-	-	25	70	-	50
BAH12C0075P2T2PON BAH12C0075P2T2B42	075	11	-	-	25	100	-	75
BSH12C0100P2T2PON	100	11	-	-	32	122	-	60



Swivel Castor

TAPA9C0050P2T2PON TAPA9C0050P2T2B42	050	60x60	48/39x48/39	6.3	25	70	80	50
TAPA2C0075P2T2PON TAPA2C0075P2T2B42	075	60x60	48/39x48/39	6.3	25	100	80	75



Single Wheel

	[mm]	[mm]	[mm]	[mm]	ø		[mm]
050P2T2PON 050P2T2B42	050	11	22	8 6	M6	-	50
075P2T2PON 075P2T2B42	075	11	28	8 6	M6	-	75
100P2T2PON-28	100	11	28	8	M6	-	60



SERIES P4P4

rim: polypropylene
 tread: polypropylene
 axle bearing: plain bearing
 threadguard: without
 load capacity: 30 kg
 wheel diameter: 50 mm to 75 mm
 temperature range: -20°C to +60°C

EXAMPLE FOR APPLICATION

- display construction and shopfitting
- medical equipment
- catering equipment (cutlery trolleys)









HIGHLIGHTS AND ADVANTAGES

- economical design for simple applications
- ideal load capacities designed for the application
- flexible everyday helper

P4P4



Swivel Castor

									
		[mm]	[mm]	[mm]	[mm]	[mm]	[mm]	[mm]	[kg]
SAPA9C0050P4P4P0N	==	050	60x60	48/39x48/39	6.3	25	70	-	30
SAPA2C0075P4P4P0N	==	075	60x60	48/39x48/39	6.3	25	100	-	30



Fixed Castor

FAPBCC0050P4P4P0N	==	050	60x60	44/38.5x44/38.5	6.3	25	70	-	30
FAPCCC0075P4P4P0N	==	075	60x60	48/38x48/38	6.3	25	100	-	30









Swivel Castor With Total Brake

TAPA9C0050P4P4P0N	==	050	60x60	48/39x48/39	6.3	25	70	-	30
TAPA2C0075P4P4P0N	==	075	60x60	48/39x48/39	6.3	25	100	-	30



Bolt Hole Swivel Castor

									
		[mm]	[mm]			[mm]	[mm]	[mm]	[mm]
HAH19C0050P4P4P0N	==	050	11	-	-	25	70	-	30
HAH12C0075P4P4P0N	==	075	11	-	-	25	100	-	30










Bolt Hole Swivel Castor With Total Brake

BAH19C0050P4P4P0N	==	050	11	-	-	25	70	-	30
BAH12C0075P4P4P0N	==	075	11	-	-	25	100	-	30



Single Wheel

								
		[mm]	[mm]	[mm]	[mm]	ø		[mm]
050P4P4P0N	==	050	11	22	8/6	M6	-	50
075P4P4P0N	==	075	11	28	8/6	M6	-	75



SERIES P4P4

rim: polypropylene
 tread: thermoplastic rubber 95° shore A
 axle bearing: plain bearing
 threadguard: without
 load capacity: 80 kg to 100 kg
 wheel diameter: 80 mm to 150 mm
 temperature range: -20°C to +60°C

EXAMPLE FOR APPLICATION

- display construction and shopfitting
- medical equipment
- catering equipment (cutlery trolleys)

HIGHLIGHTS AND ADVANTAGES

- noise-reduced running on all surfaces
- ideal load capacities designed for the application
- large diameters up to 150 mm

P4P4



Swivel Castor

	[mm]	[mm]	[mm]	[mm]	[mm]	[mm]	[mm]	[kg]
SAPESC0080P2T2PON	080	77x67	61.5/56x51.5/46.5	8.5	37	111	-	80
SAPESC0100P2T2PON	100	77x67	61.5/56x51.5/46.5	8.5	37	135	-	100
SAPESC0125P2T2PON SAPJ5C0125P2T2PON	125	77x67 95x70	61.5/56x51.5/46.5 75x50	8.5 11	40	185	-	100
SAPESC0150P2T2PON	150	77x67	61.5/56x51.5/46.5	8.5	40	185	-	100



bolt hole swivel castor

	[mm]	[mm]	[mm]	[mm]	[mm]	[mm]	[mm]	[kg]
HAH15C0080P2T2PON	080	11	-	-	37	111	-	80
HAH15C0100P2T2PON	100	11	-	-	37	135	-	100
HAH15C0125P2T2PON	125	11	-	-	40	160	-	100
HAH15C0150P2T2PON	150	11	-	-	40	185	-	100



fixed castor

FAPE5C0080P2T2PON	080	77x67	61.5/56x51.5/46.5	8.5	-	111	-	80
FAPE5C0100P2T2PON	100	77x67	61.5/56x51.5/46.5	8.5	-	135	-	100
FAPE5C0125P2T2PON FAPJ5C0125P2T2PON	125	77x67 95x70	61.5/56x51.5/46.5 75x50	8.5 11	-	185	-	100
FAPE5C0150P2T2PON	150	77x67	61.5/56x51.5/46.5	8.5	-	185	-	100



bolt hole swivel castor with total brake

BAH15C0080P2T2PON	080	11	-	-	37	111	132	80
BAH15C0100P2T2PON	100	11	-	-	37	135	132	100
BAH15C0125P2T2PON	125	11	-	-	40	160	132	100
BAH15C0150P2T2PON	150	11	-	-	40	185	132	100



swivel castor with total brake

TAPE5C0080P2T2PON	080	77x67	61.5/56x51.5/46.5	8.5	37	111	132	80
APESC0100P2T2PON	100	77x67	61.5/56x51.5/46.5	8.5	37	135	132	100
TAPE5C0125P2T2PON TAPJ5C0125P2T2PON	125	77x67 95x70	61.5/56x51.5/46.5 75x50	8.5 11	40	185	132	100
TAPE5C0150P2T2PON	150	77x67	61.5/56x51.5/46.5	8.5	40	185	132	100



single wheel

	[mm]	[mm]	[mm]	[mm]	∅		[kg]
080P2T2PON	080	32	36	12	M8	-	80
100P2T2PON	100	32	36	12	M8	-	100
125P2T2PON	125	32	36	12	M8	-	100
150P2T2PON	150	32	36	12	M8	-	100



SERIES P4P4

rim: polypropylene
 tread: thermoplastic rubber 95° shore A
 axle bearing: ball bearing
 threadguard: full covering plastic threadguard
 load capacity: 80 kg to 100 kg
 wheel diameter: 80 mm to 150 mm
 temperature range: -20°C to +60°C

EXAMPLE FOR APPLICATION

- display construction and shopfitting
- medical equipment
- catering equipment (cutlery trolleys)

HIGHLIGHTS AND ADVANTAGES

- economical design for simple applications
- ideal load capacities designed for the application
- ball bearing as axle bearing for improved rolling resistance

P4P4



swivel castor

	[mm]	[mm]	[mm]	[mm]	[mm]	[mm]	[mm]	[kg]
SAPESC0080P2T2B42	080	77x67	61.5/56x51.5/46.5	8.5	37	111	-	80
SAPESC0100P2T2B42	100	77x67	61.5/56x51.5/46.5	8.5	37	135	-	100
SAPESC0125P2T2B42 SAPJ5C0125P2T2B42	125	77x67 95x70	61.5/56x51.5/46.5 75x50	8.5 11	40	185	-	100
SAPESC0150P2T2B42	150	77x67	61.5/56x51.5/46.5	8.5	40	185	-	100



bolt hole swivel castor

	[mm]	[mm]	[mm]	[mm]	[mm]	[mm]	[mm]	[kg]
HAH15C0080P2T2B42	080	11	-	-	37	111	-	80
HAH15C0100P2T2B42	100	11	-	-	37	135	-	100
HAH15C0125P2T2B42	125	11	-	-	40	160	-	100
HAH15C0150P2T2B42	150	11	-	-	40	185	-	100



fixed castor

FAPE5C0080P2T2B42	080	77x67	61.5/56x51.5/46.5	8.5	-	111	-	80
FAPE5C0100P2T2B42	100	77x67	61.5/56x51.5/46.5	8.5	-	135	-	100
FAPE5C0125P2T2B42 FAPJ5C0125P2T2B42	125	77x67 95x70	61.5/56x51.5/46.5 75x50	8.5 11	-	185	-	100
FAPE5C0150P2T2B42	150	77x67	61.5/56x51.5/46.5	8.5	-	185	-	100



bolt hole swivel castor with total brake

BAH15C0080P2T2B42	080	11	-	-	37	111	132	80
BAH15C0100P2T2B42	100	11	-	-	37	135	132	100
BAH15C0125P2T2B42	125	11	-	-	40	160	132	100
BAH15C0150P2T2B42	150	11	-	-	40	185	132	100



swivel castor with total brake

TAPE5C0080P2T2B42	080	77x67	61.5/56x51.5/46.5	8.5	37	111	132	80
TAPE5C0100P2T2B42	100	77x67	61.5/56x51.5/46.5	8.5	37	135	132	100
TAPE5C0125P2T2B42 TAPJ5C0125P2T2B42	125	77x67 95x70	61.5/56x51.5/46.5 75x50	8.5 11	40	185	132	100
TAPE5C0150P2T2B42	150	77x67	61.5/56x51.5/46.5	8.5	40	185	132	100



single wheel

	[mm]	[mm]	[mm]	[mm]	[mm]	[mm]	[kg]
080P2T2B42	080	32	36	8	M8	-	80
100P2T2B42	100	32	36	8	M8	-	100
125P2T2B42	125	32	36	8	M8	-	100
150P2T2B42	150	32	36	8	M8	-	100



SERIES P4P4

rim: polypropylene
 tread: thermoplastic rubber 95° shore A
 axle bearing: plain bearing / ball bearing
 threadguard: without / full covering plastic threadguard
 load capacity: 80 kg to 100 kg
 wheel diameter: 80 mm to 150 mm
 temperature range: -20°C to +60°C

EXAMPLE FOR APPLICATION

- display construction and shopfitting
- medical equipment
- catering equipment (cutlery trolleys)








HIGHLIGHTS AND ADVANTAGES

- economical design for simple applications
- ideal load capacities designed for the application
- ball bearing as axle bearing for improved rolling resistance

P2T2



bolt hole swivel castor

									
		[mm]	[mm]	[mm]	[mm]	[mm]	[mm]	[mm]	[kg]
HAX15C0080P2T2P0N	≡	080	11	19-35	-	37	111	-	80
HAX15C0100P2T2P0N	≡	100	11	19-35	-	37	135	-	100
HAX15C0125P2T2P0N	≡	125	11	19-35	-	40	160	-	100
HAX15C0150P2T2P0N	≡	150	11	19-35	-	40	185	-	100










bolt hole swivel castor with total brake

BAX15C0080P2T2P0N	≡	080	11	19-35	-	37	111	132	80
BAX15C0100P2T2P0N	≡	100	11	19-35	-	37	135	132	100
BAX15C0125P2T2P0N	≡	125	11	19-35	-	40	160	132	100
BAX15C0150P2T2P0N	≡	150	11	19-35	-	40	185	132	100



bolt hole swivel castor

									
		[mm]	[mm]	[mm]	[mm]	[mm]	[mm]	[mm]	[kg]
HAX15C0080P2T2B42	≡	080	11	21.5-40	-	37	111	-	80
HAX15C0100P2T2B42	≡	100	11	21.5-40	-	37	135	-	100
HAX15C0125P2T2B42	≡	125	11	21.5-40	-	40	160	-	100
HAX15C0150P2T2B42	≡	150	11	21.5-40	-	40	185	-	100



bolt hole swivel castor with total brake

BAX15C0080P2T2B42	≡	080	11	21.5-40	-	37	111	132	80
BAX15C0100P2T2B42	≡	100	11	21.5-40	-	37	135	132	100
BAX15C0125P2T2B42	≡	125	11	21.5-40	-	40	160	132	100
BAX15C0150P2T2B42	≡	150	11	21.5-40	-	40	185	132	100



SERIES P4P4

rim: polypropylene
 tread: thermoplastic rubber 95° shore A
 axle bearing: plain bearing / ball bearing
 threadguard: without / full covering plastic threadguard
 load capacity: 70 kg to 100 kg
 wheel diameter: 50 mm to 75 mm
 temperature range: -20°C to +60°C

EXAMPLE FOR APPLICATION

- display construction and shopfitting
- medical equipment
- catering equipment (cutlery trolleys)










HIGHLIGHTS AND ADVANTAGES

- economical design for simple applications
- higher load capacities by splitting on twin wheels
- can be combined with different stems or expanders

P2T2












swivel castor

									
	[mm]	[mm]	[mm]	[mm]	[mm]	[mm]	[mm]	[mm]	[kg]
SDPE6C0050P2T2P0N	050	60x60	48/38x48/38	6.3	25	72	-	70	
SDPE6C0050P2T2B42	050	60x60	48/38x48/38	6.3	25	72	-	70	
SDPE1C0075P2T2P0N	075	77x67	61.5/56x51.5/46.5	8.5	32	102	-	100	
SDPE1C0075P2T2B42	075	77x67	61.5/56x51.5/46.5	8.5	32	102	-	100	



bolt hole swivel castor

									
	[mm]	[mm]	[mm]	[mm]	[mm]	[mm]	[mm]	[mm]	[kg]
HDH15C0050P2T2P0N	050	11	-	-	25	70	-	70	
HDH15C0050P2T2B42	050	11	-	-	25	70	-	70	
HDH15C0075P2T2P0N	075	11	-	-	32	99	-	100	
HDH15C0075P2T2B42	075	11	-	-	32	99	-	100	



swivel castor with total brake

TDPE6C0050P2T2P0N	050	60x60	48/38x48/38	6.3	25	72	-	70	
TDPE6C0050P2T2B42	050	60x60	48/38x48/38	6.3	25	72	-	70	
TDPE1C0075P2T2P0N	075	77x67	61.5/56x51.5/46.5	8.5	32	102	-	100	
TDPE1C0075P2T2B42	075	77x67	61.5/56x51.5/46.5	8.5	32	102	-	100	












bolt hole swivel castor with total brake

BDH14C0050P2T2P0N	050	11	-	-	25	69	80	70	
BDH14C0050P2T2B42	050	11	-	-	25	69	80	70	
BDH14C0075P2T2P0N	075	11	-	-	32	69	96	100	
BDH14C0075P2T2B42	075	11	-	-	32	69	96	100	



single wheel

									
	[mm]	[mm]	[mm]	[mm]	[mm]	[mm]	[mm]	[mm]	[kg]
050P2T2P0N	050	19	22	8	M6	-	-	50	
075P2T2P0N	075	25	30	10	M8	-	-	75	



bolt hole swivel castor

HDH14C0050P2T2P0N	050	11	-	-	25	70	-	70	
HDH14C0050P2T2B42	050	11	-	-	25	70	-	70	
HDH14C0075P2T2P0N	075	11	-	-	32	99	-	100	
HDH14C0075P2T2B42	075	11	-	-	32	99	-	100	



single wheel

050P2T2B42	050	19	22	6	M6	-	-	50	
075P2T2B42	075	25	30	8	M8	-	-	75	



bolt hole swivel castor with total brake

BDH14C0050P2T2P0N	050	11	-	-	25	69	80	70	
BDH14C0050P2T2B42	050	11	-	-	25	69	80	70	
BDX14C0075P2T2P0N	075	11	-	-	32	69	96	100	
BDX14C0075P2T2B42	075	11	-	-	32	69	96	100	



SERIES P4P4

rim: polyamide
 tread: polyamide
 axle bearing: plain bearing
 threadguard: without
 load capacity: 70 kg
 wheel diameter: 50 mm to 75 mm
 temperature range: -20°C to +60°C

EXAMPLE FOR APPLICATION

- display construction and shopfitting
- medical equipment
- catering equipment (cutlery trolleys)









HIGHLIGHTS AND ADVANTAGES

- cheaper nylon option
- higher load capacities by splitting on twin wheels
- can be combined with different stems or expanders

N4N4









swivel castor

									
		[mm]	[mm]	[mm]	[mm]	[mm]	[mm]	[mm]	[kg]
SDPE6C0050N4N4PON	≡	050	60x60	48/38x48/38	6.3	25	72	-	70
SDPE1C0075N4N4PON	≡	075	77x67	61.5/56x51.5/46.5	8.5	32	102	-	70



bolt hole swivel castor

									
		[mm]	[mm]			[mm]	[mm]	[mm]	[kg]
HDHHHC0050N4N4PON	≡	050	11	-	-	25	70	-	70
HDHJJC0075N4N4PON	≡	075	11	-	-	32	90	-	70



swivel castor with total brake

TDPE6C0050N4N4PON	≡	050	60x60	48/38x48/38	6.3	25	72	-	70
TDPE1C0075N4N4PON	≡	075	77x67	61.5/56x51.5/46.5	8.5	32	102	-	70









bolt hole swivel castor with total brake

BDHHHC0050N4N4PON	≡	050	11	-	-	25	70	-	70
BDHJJC0075N4N4PON	≡	075	11	-	-	32	90	-	70



single wheel

								
		[mm]	[mm]	[mm]	[mm]	[mm]		[kg]
050N4N4PON	≡	050	18	22	8	M8	-	70
075N4N4PON	≡	075	23	30	8	M8	-	70



bolt hole swivel castor

HDXHHC0050N4N4PON	≡	050	11	-	-	25	70	-	70
HDXJJC0075N4N4PON	≡	075	11	-	-	32	90	-	70



bolt hole swivel castor with total brake

BDXHHC0050N4N4PON	≡	050	11	-	-	25	69	80	70
BDXJJC0075PN4N4PON	≡	075	11	-	-	32	99	96	70



CASCOO. INDUSTRIAL CASTORS.



INDUSTRIAL CASTORS

Our industrial and transport castors stand out by their high load capacities, low pivot bearing clearance and comfortable rolling resistance, as well as a noiseless and - if required - non-marking driving comfort. As a result, our industrial castors are used in various industry sectors, such as production of transport equipment, event industry, workshop manufacturing equipment, etc..

These casters are available with different mounting options like plate or bolt hole.

Some wheels can be mounted in different kind of housing types. Our standard doesn't match your exact demand? Please contact us.



CASCOO. INNOVATION.

The CASCOO Innovation line stands for competition. Simple, Strong, Innovative - the ultimate price-breaker.

	80 mm	100 mm	125 mm
rivet	open rivet	open rivet	open rivet
hub	42 mm	42 mm	46 mm / 52 mm
axle	8 mm	8 mm	8 mm / 10 mm
brake	standard	standard	standard
total height	108 mm	128 mm	155 mm
load capacity	up to 150 kg	up to 150 kg	up to 200 kg
highlights	also available in stainless steel		



CASCOO. FLEX.

Specific requirements require specific measures. Be more flexible with CASCOO Flex, which can be your solution for a successful business..

	80 mm	100 mm	125 mm	160 mm	200 mm
rivet	solid rivet	solid rivet	solid rivet	solid rivet	solid rivet
hub	42 mm	42 mm	52 mm	60 mm	60 mm
axle	8 mm	8 mm	8 mm / 10 mm	12 mm	12 mm
brake	standard	standard	standard	adjustable	adjustable
total height	100 mm	125 mm	155 mm	190 mm	235 mm
load capacity	up to 150 kg	up to 150 kg	up to 200 kg	up to 300 kg	up to 300 kg
highlights	available with directional lock				



CASCOO. BASICS.

CASCOO Basics - wheels and castors that make everyday life easier. Our favorable line without qualitative restrictions.

	80 mm	100 mm	125 mm
rivet	open rivet	open rivet	open rivet
hub	42 mm	42 mm	46 mm / 52 mm
axle	8 mm	8 mm	8 mm / 10 mm
brake	standard	standard	standard
total height	105 mm	125mm	155 mm
load capacity	up to 150 kg	up to 150 kg	up to 200 kg











CASCOO. PREMIUM.

With CASCOO Premium your good comes good rolling. Special emphasis on material









	80 mm	100 mm	125 mm	160 mm	200 mm
rivet	solid rivet	solid rivet	solid rivet	solid rivet	solid rivet
hub	42 mm	42 mm	52 mm	60 mm	60 mm
axle	8 mm	8 mm	8 mm / 10 mm	12 mm	12 mm
brake	standard	standard	standard	adjustable	adjustable
total height	105 mm	128 mm	155 mm	195 mm	235 mm
load capacity	up to 180 kg	up to 250 kg	up to 300 kg	up to 300 kg	up to 400 kg
highlights	available with directional lock				

APPARATUS CASTORS AT A GLANCE








STANDARD PLATE HOUSING

-  **SERIES POP0**
PP page 40
-  **SERIES NONO**
PA page 42
-  **SERIES T6P2**
PP with TPR ring page 44
-  **SERIES M6N2**
PA with elastic ring page 46
-  **SERIES N2K6**
PA with elastic ring page 48
-  **SERIES M6K6**
PA with elastic ring page 50
-  **SERIES N2U6**
PA / TPU page 52
-  **SERIES R4F1**
PA / elastic page 54

-  **SERIES R4E1**
PA / elastic page 56
-  **SERIES R4E2**
PA / elastic page 58
-  **SERIES P2G2**
PP / TPR page 60
-  **SERIES P2D2**
PP / TPR page 62
-  **SERIES P2V2**
PP / TPR page 64
-  **SERIES P2W2**
PP / TPR page 66
-  **SERIES P4S4**
PP / solid rubber page 68
-  **SERIES P4R2**
PP / solid rubber page 70

-  **SERIES SWS4**
steel rim / solid rubber page 72
-  **SERIES SWR2**
steel rim / solid rubber page 74
-  **SERIES N4B5**
PA / PU page 76
-  **SERIES AAB5**
aluminium / PU page 78
-  **SERIES AAX7**
aluminium / PU page 80
-  **SERIES AAE2**
aluminium / elastic page 82
-  **SERIES AAU5**
aluminium / PU page 84
-  **SERIES AAX7**
aluminium / PU page 86

BIG PLATE HOUSING

-  **SERIES POP0**
PP page 88
-  **SERIES NONO**
PA page 89
-  **SERIES N2U6**
PA / TPU page 90
-  **SERIES M6N2**
PA with elastic ring page 91
-  **SERIES R4F1 / R4E1**
PA / elastic page 92
-  **SERIES R4E2**
PA / elastic page 93
-  **SERIES AAE2**
aluminium / elastic page 94
-  **SERIES AAU5**
aluminium / PU page 95



SERIES POPO

rim: polypropylene
 tread: polypropylene
 axle bearing: plain bearing/roller bearing
 threadguard: without / small metall threadguard
 load capacity: 80 kg to 250 kg
 wheel diameter: 80 mm to 200 mm
 temperature range: -20°C to +60°C

EXAMPLE FOR APPLICATION

- roll containers
- transport trolleys / furniture trolleys
- various mobile storage and transport devices

HIGHLIGHTS AND ADVANTAGES

- flexible everyday helper
- price-performance-ratio
- low starting resistance and therefore energy-saving



swivel castor

	[mm]	[mm]	[mm]	[mm]	[mm]	[mm]	[mm]	[mm]	[kg]
SBP25WC080POPOPON SBP25WC080POPOR1W	080	105x80	80/77x 60	9	40	105	-	80	
SBP25WC100POPOPON SBP25WC100POPOR1W	100	105x80	80/77x60	9	40	125	-	100	
SBP35WC125POPOPOR1W SBP35WC125X0POPOR1W	125	105x80	80/77x60	9	40	155	-	150	
SPP58WC150POPOPOR1W	150	135x110	105x84 / 76	11	55	190	-	250	
SPP58WC160POPOPON SPP58WC160POPOR1W	160	135x110	105x 84 / 76	11	55	195	-	250	
SPP58WC200POPOPON SPP58WC200POPOR1W	200	135x110	105x84 / 76	11	55	235	-	250	



bolt hole swivel castor

	[mm]	[mm]	[mm]	[mm]	[mm]	[mm]	[mm]	[kg]
HBH35WC080POPOPON HBH35WC080POPOR1W	080	13	-	-	40	104	-	80
HBH35WC100POPOPON HBH35WC100POPOR1W	100	13	-	-	40	124	-	100
HBH85WC125POPOPOR1W HBH85WC125X0POPOR1W	125	13	-	-	40	154	-	150
HPH98WC160POPOPON HPH98WC160POPOR1W	160	13	-	-	55	189	-	250
HPH98WC200POPOPON HPH98WC200POPOR1W	200	13	-	-	55	228	-	250



bolt hole swivel castor with total brake

HBH35WC080POPOPON HBH35WC080POPOR1W	080	13	-	-	40	104	-	80
HBH35WC100POPOPON HBH35WC100POPOR1W	100	13	-	-	40	124	-	100
HBH85WC125POPOPOR1W HBH85WC125X0POPOR1W	125	13	-	-	40	154	-	150
HPH98WC160POPOPON HPH98WC160POPOR1W	160	13	-	-	55	189	-	250
HPH98WC200POPOPON HPH98WC200POPOR1W	200	13	-	-	55	228	-	250



fixed castor

SBP25WC080POPOPON SBP25WC080POPOR1W	080	105x80	80/77x 60	9	-	105	-	80
FBP22WC100POPOPON FBP22WC100POPOR1W	100	105x80	80/77x60	9	-	125	-	100
FBP32WC125POPOPOR1W FBP32WC125X0POPOR1W	125	105x80	80/77x60	9	-	155	-	150
FPP55WC150POPOPOR1W	150	135x110	105x84 / 76	11	-	190	-	250
FPP55WC160POPOPON FPP55WC160POPOR1W	160	135x110	105x 84 / 76	11	-	195	-	250
FPP55WC200POPOPON FPP55WC200POPOR1W	200	135x110	105x84 / 76	11	-	235	-	250



swivel castor with total brake

TBP25WC080POPOPON TBP25WC080POPOR1W	080	105x80	80/77x 60	9	40	105	-	80
TBP25WC100POPOPON TBP25WC100POPOR1W	100	105x80	80/77x60	9	40	125	-	100
TBP35WC125POPOPOR1W TBP35WC125X0POPOR1W	125	105x80	80/77x60	9	40	155	-	150
TPP57WC150POPOPOR1W	150	135x110	105x84 / 76	11	55	190	-	250
TPP58WC160POPOPON TPP58WC160POPOR1W	160	135x110	105x 84 / 76	11	55	195	-	250
TPP58WC200POPOPON TPP58WC200POPOR1W	200	135x110	105x84 / 76	11	55	235	-	250



single wheel

	[mm]	[mm]	[mm]	[mm]	[mm]	[kg]
080POPOPON 080POPOR1W	080	34	40	12	M8	80
100POPOPON 100POPOR1W	100	36	40	12	M8	100
125POPOPOR1W 125X0POPOR1W	125	38	50	15 12	M10 M8	150
150POPOPOR1W	150	50	59	20	M12	250
160POPOPON 160POPOR1W	160	50	59	20	M12	250
200POPOPON 200POPOR1W	200	50	59	20	M12	250



SERIES NONO

rim: polyamide
 tread: polyamide
 axle bearing: plain bearing/roller bearing / ball bearing
 threadguard: without/small metal or plastic threadguard
 load capacity: 130 kg to 300 kg
 wheel diameter: 80 mm to 200 mm
 temperature range: -40°C to +80°C

EXAMPLE FOR APPLICATION

- roll containers
- transport trolleys / furniture trolleys
- various mobile storage and transport devices

HIGHLIGHTS AND ADVANTAGES

- durable and strong all-rounder
- suitable at low and high temperatures
- available in other colours and special designs



swivel castor

	[mm]	[mm]	[mm]	[mm]	[mm]	[mm]	[mm]	[kg]
SBP25WC080NONOPON SBP25WC080NONOR1W SBP25WC080NONOB30	080	105x80	80/77x 60	9	40	105	-	130
SBP25WC100NONOPON SBP25WC100NONOR1W SBP25WC100NONOB30	100	105x80	80/77x60	9	40	125	-	150
SBP35WC125NONOR1W SBP35WC125NONOB30	125	105x80	80/77x60	9	40	155	-	200
SPP58WC150NONOR1W	150	135x110	105x84/76	11	55	190	-	300
SPP58WC160NONOPON SPP58WC160NONOR1W	160	135x110	105x 84/76	11	55	195	-	300
SPP58WC200NONOPON SPP58WC200NONOR1W	200	135x110	105x84/76	11	55	235	-	300



fixed castor

	[mm]	[mm]	[mm]	[mm]	[mm]	[mm]	[mm]	[kg]
FBP22WC080NONOPON FBP22WC080NONOR1W FBP22WC080NONOB30	080	105x80	80/77x 60	9	40	105	-	130
FBP22WC100NONOPON FBP22WC100NONOR1W FBP22WC100NONOB30	100	105x80	80/77x60	9	40	125	-	150
FBP32WC125NONOR1W FBP32WC125NONOB30	125	105x80	80/77x60	9	40	155	-	200
FPP53WC150NONOR1W	150	135x110	105x84/76	11	55	190	-	300
FPP53WC160NONOPON FPP53WC160NONOR1W	160	135x110	105x 84/76	11	55	195	-	300
FPP53WC200NONOPON FPP53WC200NONOR1W	200	135x110	105x84/76	11	55	235	-	300



swivel castor with total brake

	[mm]	[mm]	[mm]	[mm]	[mm]	[mm]	[mm]	[kg]
TBP25WC080NONOPON TBP25WC080NONOR1W TBP25WC080NONOB30	080	105x80	80/77x 60	9	40	105	127	130
TBP25WC100NONOPON TBP25WC100NONOR1W TBP25WC100NONOB30	100	105x80	80/77x60	9	40	125	127	150
TBP35WC125NONOR1W TBP35WC125NONOB30	125	105x80	80/77x60	9	40	155	127	200
TPP57WC150NONOR1W	150	135x110	105x84/76	11	55	190	165	300
TPP58WC160NONOPON TPP58WC160NONOR1W	160	135x110	105x 84/76	11	55	195	165	300
TPP58WC200NONOPON TPP58WC200NONOR1W	200	135x110	105x84/76	11	55	235	165	300



bolt hole swivel castor

	[mm]	[mm]	[mm]	[mm]	[mm]	[mm]	[mm]	[kg]
HBH35WC080NONOPON HBH35WC080NONOR1W HBH35WC080NONOB30	080	13	-	-	40	104	-	130
HBH35WC100NONOPON HBH35WC100NONOR1W HBH35WC100NONOB30	100	13	-	-	40	124	-	150
HBH85WC125NONOR1W HBH85WC125NONOB30	125	13	-	-	40	154	-	150
HPH98WC160NONOPON HPH98WC160NONOR1W	160	13	-	-	55	189	-	250
HPH98WC200NONOPON HPH98WC200NONOR1W	200	13	-	-	55	228	-	250



bolt hole swivel castor with total brake

	[mm]	[mm]	[mm]	[mm]	[mm]	[mm]	[mm]	[kg]
BBH35WC080NONOPON BBH35WC080NONOR1W BBH35WC080NONOB30	080	13	-	-	40	104	127	130
BBH35WC100NONOPON BBH35WC100NONOR1W BBH35WC100NONOB30	100	13	-	-	40	124	127	150
BBH85WC125NONOR1W BBH85WC125NONOB30	125	13	-	-	40	154	127	150
BPH98WC160NONOPON BPH98WC160NONOR1W	160	13	-	-	55	189	165	250
BPH98WC200NONOPON BPH98WC200NONOR1W	200	13	-	-	55	228	165	250



single wheel

	[mm]	[mm]	[mm]	[mm]	∅		[kg]
080NONOPON 080NONOR1W 080NONOB30	080	34	40	12 12 8	M8	-	130
100NONOPON 100NONOR1W 100NONOB30	100	36	40	12 12 8	M8	-	150
125NONOR1W 125NONOB30	125	38	50	15 10	M10	-	200
150NONOR1W	150	50	59	20	M12	-	300
160NONOPON 160NONOR1W	160	50	59	20	M12	-	300
200NONOPON 200NONOR1W	200	50	59	20	M12	-	300

NONO





SERIES NONO


rim: polyamide
 tread: polyamide
 axle bearing: plain bearing/roller bearing / ball bearing
 threadguard: without/small metal or plastic threadguard
 load capacity: 130 kg to 300 kg
 wheel diameter: 80 mm to 200 mm
 temperature range: -40°C to +80°C





















EXAMPLE FOR APPLICATION


- roll containers
- transport trolleys / furniture trolleys
- various mobile storage and transport devices



















HIGHLIGHTS AND ADVANTAGES


- durable and strong all-rounder
- suitable at low and high temperatures
- available in other colours and special designs


























								
	[mm]	[mm]	[mm]	[mm]	[mm]	[mm]	[mm]	[kg]
swivel castor								
SPP21WC100T6P2R1W SPP91WC100T6P2B36							-	160
SPP31WC125T6P2R1W SPP91WC125T6P2B36							-	200




















								
	[mm]	[mm]	[mm]	[mm]	[mm]	[mm]	[mm]	[kg]
fixed castor								
FPP25WC100T6P2R1W FPP95WC100T6P2B36					-		-	160
FPP35WC125T6P2R1W FPP95WC125T6P2B36					-		-	200




















								
	[mm]	[mm]	[mm]	[mm]	[mm]	[mm]	[mm]	[kg]
swivel castor with total brake								
TPP21WC100T6P2R1W TPP91WC100T6P2B36								160
TPP31WC125T6P2R1W TPP91WC125T6P2B36								200



















								
	[mm]	[mm]	[mm]	[mm]	[mm]	[mm]	[mm]	[kg]
bolt hole swivel castor								
HPH35WC100T6P2R1W HPH95WC100T6P2B36			-	-			-	150
HPH85WC125T6P2R1W HPH95WC125T6P2B36			-	-			-	260



								
	[mm]	[mm]	[mm]	[mm]	[mm]	[mm]	[mm]	[kg]
bolt hole swivel castor with total brake								
BPH35WC100T6P2R1W BPH95WC100T6P2B36			-	-			-	150
BPH85WC125T6P2R1W BPH95WC125T6P2B36			-	-			-	260



								
	[mm]	[mm]	[mm]	[mm]	∅			[kg]
single wheel								
00T6P2R1W 100T6P2B36					M8	-	-	160
125T6P2R1W 125T6P2B36					M10	-	-	200

T6P2



SERIES M6N2

rim: polyamide with elastic ring
 tread: polyamide
 axle bearing: roller bearing/ball bearing
 threadguard: small plastic threadguard
 load capacity: 150 kg to 200 kg
 wheel diameter: 100 mm to 125 mm
 temperature range: -20°C to +80°C

EXAMPLE FOR APPLICATION

- roll containers
- various mobile storage and transport devices

HIGHLIGHTS AND ADVANTAGES

- durable alternative with high load capacity
- noise-reduced running through the inner dampening
- elastic ring
- sideward movement - for example on a truck - possible
- without any problems



swivel castor

	[mm]	[mm]	[mm]	[mm]	[mm]	[mm]	[mm]	[mm]	[kg]
SPP21WC100M6N2R32 SPP21WC100M6N2B32	100	105x80	80/77x60	9	40	128	-	-	160
SPP31WC125M6N2R32 SPP31WC125M6N2B32	125	105x80	80/77x60	9	40	128	-	-	200



fixed castor

FPP25WC100M6N2R32 FPP25WC100M6N2B32	100	105x80	80/77x60	9	-	128	-	-	160
FPP35WC125M6N2R32 FPP35WC125M6N2B32	125	105x80	80/77x60	9	-	128	-	-	200



swivel castor with total brake

TPP21WC100M6N2R32 TPP21WC100M6N2B32	100	105x80	80/77x60	9	40	128	127	-	160
TPP31WC125M6N2R32 TPP31WC125M6N2B32	125	105x80	80/77x60	9	45	155	127	-	200



bolt hole swivel castor

HPH35WC100M6N2R32 HPH35WC100M6N2B32	100	13	-	-	40	127	-	-	150
HPH85WC125M6N2R32 HPH85WC125M6N2B32	125	13	-	-	40	154	-	-	260



bolt hole swivel castor with total brake

BPH35WC100M6N2R32 BPH35WC100M6N2B32	100	13	-	-	40	127	127	-	150
BPH85WC125M6N2R32 BPH85WC125M6N2B32	125	13	-	-	40	154	127	-	150



single wheel

	[mm]	[mm]	[mm]	[mm]	[mm]	∅	[kg]
100M6N2R32 100M6N2B32	100	13	40	12 8	8	M8	- -
125M6N2R32 125M6N2B32	125	13	50 46	15 10	10	M10	- -



SERIES N2K6

rim: polyamide
 tread: polyamide with elastic
 axle bearing: ring ball bearing
 threadguard: small plastic threadguard
 load capacity: 160 kg to 200 kg
 wheel diameter: 125 mm
 temperature range: -20°C to +80°C

EXAMPLE FOR APPLICATION

- roll containers
- various mobile storage and transport devices

HIGHLIGHTS AND ADVANTAGES

- durable alternative with high load capacity
- noise-reduced running through the inner and outer dampening elastic ring
- low rolling resistance due to convex tread



swivel castor

	[mm]	[mm]	[mm]	[mm]	[mm]	[mm]	[mm]	[mm]	[kg]
SPP31WC125N2K6B32	125	105x80	80/77x60	9	40	155	-	-	200



fixed castor

	[mm]	[mm]	[mm]	[mm]	[mm]	[mm]	[mm]	[mm]	[kg]
FPP35WC125N2K6B32	125	105x80	80/77x60	9	-	155	-	-	200



swivel castor with total brake

	[mm]	[mm]	[mm]	[mm]	[mm]	[mm]	[mm]	[mm]	[kg]
TPP31WC125N2K6B32	125	105x80	80/77x60	9	40	155	127	-	200



bolt hole swivel castor

	[mm]	[mm]	[mm]	[mm]	[mm]	[mm]	[mm]	[mm]	[kg]
HPH85WC125N2K6B32	125	13	-	-	40	154	-	-	160



bolt hole swivel castor with total brake

	[mm]	[mm]	[mm]	[mm]	[mm]	[mm]	[mm]	[mm]	[kg]
BPH85WC125N2K6B32	125	13	-	-	45	154	-	-	160



single wheel

	[mm]	[mm]	[mm]	[mm]	∅		[kg]
125N2K6B32	125	34	50	10	M10	-	200



SERIES M6K6

rim: polyamide with elastic ring
 tread: polyamide with elastic
 axle bearing: ring ball bearing
 threadguard: small plastic threadguard
 load capacity: 160 kg to 200 kg
 wheel diameter: 125 mm
 temperature range: -20°C to +80°C

EXAMPLE FOR APPLICATION

- roll containers
- various mobile storage and transport devices

HIGHLIGHTS AND ADVANTAGES

- durable alternative with high load capacity
- noise-reduced running through the inner dampening elastic ring
- low rolling resistance due to convex tread



swivel castor

	[mm]	[mm]	[mm]	[mm]	[mm]	[mm]	[mm]	[kg]
SPP31WC125M6K6B32	125	105x80	80/77x60	9	40	155	-	200



fixed castor

	[mm]	[mm]	[mm]	[mm]	[mm]	[mm]	[mm]	[kg]
FPP35WC125M6K6B32	125	105x80	80/77x60	9	-	155	-	200



swivel castor with total brake

	[mm]	[mm]	[mm]	[mm]	[mm]	[mm]	[mm]	[kg]
TPP31WC125M6K6B32	125	105x80	80/77x60	9	40	155	127	200



bolt hole swivel castor

	[mm]	[mm]	[mm]	[mm]	[mm]	[mm]	[mm]	[kg]
HPH85WC125M6K6B32	125	13	-	-	40	154	-	160



bolt hole swivel castor with total brake

	[mm]	[mm]	[mm]	[mm]	[mm]	[mm]	[mm]	[kg]
BPH85WC125M6K6B32	125	13	-	-	45	154	-	160



single wheel

	[mm]	[mm]	[mm]	[mm]	∅	[kg]
125M6K6B32	125	34	50	10	M10	200



SERIES N2U6

rim: polyamide
 tread: thermoplastic polyurethane 95° shore A
 axle bearing: roller bearing / ball bearing / double ball bearing
 threadguard: small metal / plastic threadguard
 load capacity: 130 kg to 350 kg
 wheel diameter: 80 mm to 200 mm
 temperature range: -40°C to +80°C

EXAMPLE FOR APPLICATION

- roll containers
- various mobile storage and transport devices

HIGHLIGHTS AND ADVANTAGES

- particular resistance to acids, oils and fats
- high load capacities in various temperature ranges
- noise-reduced running due to the slightly elastic tread



swivel castor

	[mm]	[mm]	[mm]	[mm]	[mm]	[mm]	[mm]	[mm]	[kg]
SBP25WC080N2U6R1W SPP21WC080N2U6B32		80	105x80	80/77x60	9	40	105	-	130
SBP25WC100N2U6R1W SPP21WC100N2U6B32		100	105x80	80/77x60	9	40	128	-	150
SBP35WC125N2U6R1W SPP31WC125N2U6B32		125	105x80	80/77x60	9	40	155	-	200
SPP57WC160N2U6R1W SPP57WC160N2U6B32		160	135x110	105x84/76	11	55	195	-	350
SPP57WC200N2U6R1W SPP57WC200N2U6D32		200	135x110	105x84/76	11	55	235	-	350



bolt hole swivel castor

	[mm]	[mm]	[mm]	[mm]	[mm]	[mm]	[mm]	[mm]	[kg]
HBH35WC080N2U6R1W HPH35WC080N2U6B32		80	13	-	-	40	104	-	130
HBH35WC100N2U6R1W HPH35WC100N2U6B32		100	13	-	-	40	127	-	150
HBH85WC125N2U6R1W HPH85WC125N2U6B32		125	13	-	-	40	154	-	160
HPH98WC160N2U6R1W HPH98WC160N2U6B32		160	13	-	-	55	189	-	250
HPH98WC200N2U6R1W HPH98WC200N2U6D32		200	13	-	-	55	228	-	250



fixed castor

	[mm]	[mm]	[mm]	[mm]	[mm]	[mm]	[mm]	[mm]	[kg]
FBP22WC080N2U6R1W FPP22WC080N2U6B32		80	105x80	80/77x60	9	-	105	-	130
FBP22WC100N2U6R1W FPP25WC100N2U6B32		100	105x80	80/77x60	9	-	128	-	150
FBP32WC125N2U6R1W FPP35WC125N2U6B32		125	105x80	80/77x60	9	-	155	-	200
FPP53WC160N2U6R1W FPP53WC160N2U6B32		160	135x110	105x84/76	11	-	195	-	350
FPP53WC200N2U6R1W FPP53WC200N2U6D32		200	135x110	105x84/76	11	-	235	-	350



bolt hole swivel castor with total brake

	[mm]	[mm]	[mm]	[mm]	[mm]	[mm]	[mm]	[mm]	[kg]
BBH35WC080N2U6R1W BPH35WC080N2U6B32		80	13	-	-	40	104	-	130
BBH35WC100N2U6R1W BPH35WC100N2U6B32		100	13	-	-	40	127	-	150
BBH85WC125N2U6R1W BPH85WC125N2U6B32		125	13	-	-	40	154	-	160
BPH98WC160N2U6R1W BPH98WC160N2U6B32		160	13	-	-	55	189	-	250
BPH98WC200N2U6R1W BPH98WC200N2U6D32		200	13	-	-	55	228	-	250



vel castor with total brake

	[mm]	[mm]	[mm]	[mm]	[mm]	[mm]	[mm]	[mm]	[kg]
TBP25WC080N2U6R1W TPP21WC080N2U6B32		80	105x80	80/77x60	9	40	105	127	130
TBP25WC100N2U6R1W TPP21WC100N2U6B32		100	105x80	80/77x60	9	40	128	127	150
TBP35WC125N2U6R1W TPP31WC125N2U6B32		125	105x80	80/77x60	9	40	155	127	200
TPP57WC160N2U6R1W TPP57WC160N2U6B32		160	135x110	105x84/76	11	55	195	165	350
TPP57WC200N2U6R1W TPP57WC200N2U6D32		200	135x110	105x84/76	11	55	235	165	350



single wheel

	[mm]	[mm]	[mm]	[mm]	ø				[kg]
080N2U6R1W 080N2U6B32		80	32	40	12 8	M8	-	-	130
100N2U6R1W 100N2U6B32		100	32	40	12 8	M8	-	-	150
125N2U6R1W 125N2U6B32		125	32	50	15 10	M10	-	-	200
160N2U6R1W 160N2U6B32		160	40	59	20 12	M12	-	-	350
200N2U6R1W 200N2U6D32		200	48	59	20 12	M12	-	-	350



SERIES R4F1

rim: polyamide
 tread: elastic blue 75° shore A
 axle bearing: roller bearing
 threadguard: without
 load capacity: 130 kg to 350 kg
 wheel diameter: 80 mm to 200 mm
 temperature range: -20°C to +80°C

EXAMPLE FOR APPLICATION

- roll containers
- flightcases / event industry
- various mobile storage and transport devices

HIGHLIGHTS AND ADVANTAGES

- low-noise running on all surfaces
- sufficient loads in our well-known Basics version
- also available with a grey tread in stainless steel version V2A



swivel castor

	[mm]	[mm]	[mm]	[mm]	[mm]	[mm]	[mm]	[kg]
SBP25WC080R4F1RON	80	105x80	80/77x60	9	40	105	-	130
SBP25WC100R4F1RON	100	105x80	80/77x60	9	40	125	-	160
SBP35WC125R4F1RON	125	105x80	80/77x60	9	40	155	-	200
SPP58WC160R4F1RON	160	135x110	105x84/76	11	55	195	-	300
SPP58WC200R4F1RON	200	135x110	105x84/76	11	55	235	-	350



bolt hole swivel castor

	[mm]	[mm]	[mm]	[mm]	[mm]	[mm]	[mm]	[kg]
HBH35WC080R4F1RON	80	13	-	-	40	104	-	130
HBH35WC100R4F1RON	100	13	-	-	40	124	-	150
HBH85WC125R4F1RON	125	13	-	-	40	154	-	150
HPH98WC160R4F1RON	160	13	-	-	55	189	-	250
HPH98WC200R4F1RON	200	13	-	-	55	228	-	250



fixed castor

	[mm]	[mm]	[mm]	[mm]	[mm]	[mm]	[mm]	[kg]
FBP22WC080R4F1RON	80	105x80	80/77x60	9	-	105	-	130
FBP22WC100R4F1RON	100	105x80	80/77x60	9	-	125	-	160
FBP32WC125R4F1RON	125	105x80	80/77x60	9	-	155	-	200
FPP53WC160R4F1RON	160	135x110	105x84/76	11	-	195	-	300
FPP53WC200R4F1RON	200	135x110	105x84/76	11	-	235	-	350



bolt hole swivel castor with total brake

	[mm]	[mm]	[mm]	[mm]	[mm]	[mm]	[mm]	[kg]
BBH35WC080R4F1RON	80	13	-	-	40	104	-	130
BBH35WC100R4F1RON	100	13	-	-	40	124	-	150
BBH85WC125R4F1RON	125	13	-	-	45	154	-	160
BPH98WC160R4F1RON	160	13	-	-	55	189	-	250
BPH98WC200R4F1RON	200	13	-	-	55	228	-	250



swivel castor with total brake

	[mm]	[mm]	[mm]	[mm]	[mm]	[mm]	[mm]	[kg]
TBP25WC080R4F1RON	80	105x80	80/77x60	9	40	105	127	130
TBP25WC100R4F1RON	100	105x80	80/77x60	9	40	128	127	160
TBP35WC125R4F1RON	125	105x80	80/77x60	9	40	155	127	200
TPP58WC160R4F1RON	160	135x110	105x84/76	11	55	195	165	350
TPP58WC200R4F1RON	200	135x110	105x84/76	11	55	235	165	350



single wheel

	[mm]	[mm]	[mm]	[mm]	∅	[mm]	[kg]
080R4F1RON	80	35	40	12	M8	-	130
100R4F1RON	100	35	40	12	M8	-	160
125R4F1RON	125	38	50	15	M10	-	200
160R4F1RON	160	46	59	20	M12	-	300
200R4F1RON	200	46	59	20	M12	-	350

R4F1



SERIES R4F1

rim: polyamide
 tread: elastic blue 75° shore A
 axle bearing: roller bearing
 threadguard: without
 load capacity: 130 kg to 350 kg
 wheel diameter: 80 mm to 200 mm
 temperature range: -20°C to +80°C

EXAMPLE FOR APPLICATION

- roll containers
- flightcases / event industry
- various mobile storage and transport devices

HIGHLIGHTS AND ADVANTAGES

- low-noise running on all surfaces
- sufficient loads in our well-known Basics version
- also available with a grey tread in stainless steel version V2A



swivel castor

	[mm]	[mm]	[mm]	[mm]	[mm]	[mm]	[mm]	[mm]	[kg]
SPP21WC080R4E1B34		80	105x80	80/77x60	9	40	105	-	130
SPP21WC100R4E1B34		100	105x80	80/77x60	9	40	125	-	200
SPP31WC125R4E1B34		125	105x80	80/77x60	9	40	155	-	220
SPP58WC160R4E1D34		160	135x110	105x84/76	11	55	195	-	300
SPP58WC200R4E1D34		200	135x110	105x84/76	11	55	235	-	350



bolt hole swivel castor

	[mm]	[mm]	[mm]	[mm]	[mm]	[mm]	[mm]	[mm]	[kg]
HPH35WC080R4E1B34		80	13	-	-	40	104	-	130
HPH35WC100R4E1B34		100	13	-	-	40	127	-	150
HPH85WC125R4E1B34		125	13	-	-	40	154	-	150
HPH98WC160R4E1D34		160	13	-	-	55	189	-	250
HPH98WC200R4E1D34		200	13	-	-	55	228	-	250



fixed castor

	[mm]	[mm]	[mm]	[mm]	[mm]	[mm]	[mm]	[mm]	[kg]
FPP22WC080R4E1B34		80	105x80	80/77x60	9	-	105	-	130
FPP22WC100R4E1B34		100	105x80	80/77x60	9	-	125	-	200
FPP35WC125R4E1B34		125	105x80	80/77x60	9	-	155	-	220
FPP53WC160R4E1D34		160	135x110	105x84/76	11	-	195	-	300
FPP53WC200R4E1D34		200	135x110	105x84/76	11	-	235	-	350



bolt hole swivel castor with total brake

	[mm]	[mm]	[mm]	[mm]	[mm]	[mm]	[mm]	[mm]	[kg]
BPH35WC080R4E1B34		80	13	-	-	40	104	127	130
BPH35WC100R4E1B34		100	13	-	-	40	127	127	150
BPH85WC125R4E1B34		125	13	-	-	45	154	127	160
BPH98WC160R4E1D34		160	13	-	-	55	189	165	250
BPH98WC200R4E1D34		200	13	-	-	55	228	165	250



swivel castor with total brake

	[mm]	[mm]	[mm]	[mm]	[mm]	[mm]	[mm]	[mm]	[kg]
TPP21WC080R4E1B34		80	105x80	80/77x60	9	40	105	127	130
TPP21WC100R4E1B34		100	105x80	80/77x60	9	40	128	127	200
TPP31WC125R4E1B34		125	105x80	80/77x60	9	40	155	127	220
TPP58WC160R4E1D34		160	135x110	105x84/76	11	55	195	165	350
TPP58WC200R4E1D34		200	135x110	105x84/76	11	55	235	165	350



single wheel

	[mm]	[mm]	[mm]	[mm]	∅	[mm]	[kg]
080R4E1B34		80	35	40	8	M8	130
100R4E1B34		100	35	40	8	M8	160
125R4E1B34		125	38	50	10	M10	200
160R4E1D34		160	46	59	12	M12	300
200R4E1D34		200	46	59	12	M12	350

R4F1





SERIES R4E2

rim: polyamide
 tread: elastic grey 65° shore A
 axle bearing: ball bearing / double ball bearing
 threadguard: small plastic threadguard
 load capacity: 150 kg to 350 kg
 wheel diameter: 80 mm to 200 mm
 temperature range: -20°C to +80°C

EXAMPLE FOR APPLICATION

- roll containers
- transport trolleys
- various mobile storage and transport devices

HIGHLIGHTS AND ADVANTAGES

- low-noise running on all surfaces
- high load capacities in our strong Premium version
- ball bearing as axle bearing for improved rolling resistance



swivel castor

	[mm]	[mm]	[mm]	[mm]	[mm]	[mm]	[mm]	[mm]	[kg]
SPP21WC080R4E2B34		80	105x80	80/77x60	9	40	105	-	130
SPP21WC100R4E2B34		100	105x80	80/77x60	9	40	125	-	200
SPP31WC125R4E2B34		125	105x80	80/77x60	9	40	155	-	220
SPP58WC160R4E2D34		160	135x110	105x84/76	11	55	195	-	300
SPP58WC200R4E2D34		200	135x110	105x84/76	11	55	235	-	350



bolt hole swivel castor

	[mm]	[mm]	[mm]	[mm]	[mm]	[mm]	[mm]	[mm]	[kg]
HPH35WC080R4E2B34		80	13	-	-	40	104	-	130
HPH35WC100R4E2B34		100	13	-	-	40	127	-	150
HPH85WC125R4E2B34		125	13	-	-	40	154	-	150
HPH98WC160R4E2D34		160	13	-	-	55	189	-	250
HPH98WC200R4E2D34		200	13	-	-	55	228	-	250



fixed castor

	[mm]	[mm]	[mm]	[mm]	[mm]	[mm]	[mm]	[mm]	[kg]
FPP22WC080R4E2B34		80	105x80	80/77x60	9	-	105	-	130
FPP22WC100R4E2B34		100	105x80	80/77x60	9	-	125	-	200
FPP35WC125R4E2B34		125	105x80	80/77x60	9	-	155	-	220
FPP53WC160R4E2D34		160	135x110	105x84/76	11	-	195	-	300
FPP53WC200R4E2D34		200	135x110	105x84/76	11	-	235	-	350



bolt hole swivel castor with total brake

	[mm]	[mm]	[mm]	[mm]	[mm]	[mm]	[mm]	[mm]	[kg]
BPH35WC080R4E2B34		80	13	-	-	40	104	127	130
BPH35WC100R4E2B34		100	13	-	-	40	127	127	150
BPH85WC125R4E2B34		125	13	-	-	45	154	127	160
BPH98WC160R4E2D34		160	13	-	-	55	189	165	250
BPH98WC200R4E2D34		200	13	-	-	55	228	165	250



swivel castor with total brake

	[mm]	[mm]	[mm]	[mm]	[mm]	[mm]	[mm]	[mm]	[kg]
TPP21WC080R4E2B34		80	105x80	80/77x60	9	40	105	127	130
TPP21WC100R4E2B34		100	105x80	80/77x60	9	40	128	127	200
TPP31WC125R4E2B34		125	105x80	80/77x60	9	40	155	127	220
TPP58WC160R4E2D34		160	135x110	105x84/76	11	55	195	165	300
TPP58WC200R4E2D34		200	135x110	105x84/76	11	55	235	165	350



single wheel

	[mm]	[mm]	[mm]	[mm]	∅			[kg]
080R4E2B34		80	35	40	8	M8	-	130
100R4E2B34		100	35	40	8	M8	-	160
125R4E2B34		125	38	50	10	M10	-	200
160R4E2D34		160	46	59	12	M12	-	300
200R4E2D34		200	46	59	12	M12	-	350

R4E2





SERIES P2G2

rim: polypropylene
 tread: thermoplastic rubber 65° shore A
 axle bearing: ball bearing / double ball bearing
 threadguard: small plastic threadguard
 load capacity: 100 kg to 300 kg
 wheel diameter: 100 mm to 250 mm
 temperature range: -20°C to +60°C

EXAMPLE FOR APPLICATION

- material handling trolleys
- transport trolleys
- various mobile storage and transport devices

HIGHLIGHTS AND ADVANTAGES

- low-noise running on all surfaces
- extraordinary design
- ball bearing as axle bearing for improved rolling resistance



swivel castor

	[mm]	[mm]	[mm]	[mm]	[mm]	[mm]	[mm]	[mm]	[kg]
SBP26WC100P2G2B32		100	105x80	80/77x60	9	40	125	-	135
SBP35WC125P2G2B32		125	105x80	80/77x60	9	40	155	-	165
SPP58WC160P2G2B32		160	135x110	105x84/76	11	55	195	-	200
SPP58WC200P2G2B32		200	135x110	105x84/76	11	55	235	-	250
SPP57WC250P2G2D32		250	135x110	105x84/76	11	65	295	-	300



bolt hole swivel castor

	[mm]	[mm]	[mm]	[mm]	[mm]	[mm]	[mm]	[mm]	[kg]
HBH36WC100P2G2B32		100	13	-	-	40	124	-	100
HBH85WC125P2G2B32		125	13	-	-	40	154	-	160
HPH98WC160P2G2B32		160	13	-	-	55	189	-	200
HPH98WC200P2G2B32		200	13	-	-	55	228	-	250
HPH97WC250P2G2D32		250	13	-	-	65	288	-	300



fixed castor

FBP22WC100P2G2B32		100	105x80	80/77x60	9	-	125	-	135
FBP32WC125P2G2B32		125	105x80	80/77x60	9	-	155	-	165
FPP55WC160P2G2B32		160	135x110	105x84/76	11	-	195	-	200
FPP55WC200P2G2B32		200	135x110	105x84/76	11	-	235	-	250
FPP53WC250P2G2D32		250	135x110	105x84/76	11	-	295	-	300



bolt hole fixed castor

BBH35WC100P2G2B32		100	13	-	-	40	124	127	100
BBH85WC125P2G2B32		125	13	-	-	40	154	127	160
BPH98WC160P2G2B32		160	13	-	-	55	189	165	200
BPH98WC200P2G2B32		200	13	-	-	55	228	165	250
BPH97WC250P2G2D32		250	13	-	-	65	288	180	300



swivel castor with total brake

TBP25WC100P2G2B32		100	105x80	80/77x60	9	40	125	127	135
TBP35WC125P2G2B32		125	105x80	80/77x60	9	40	155	127	165
TPP58WC160P2G2B32		160	135x110	105x84/76	11	55	195	165	200
TPP58WC200P2G2B32		200	135x110	105x84/76	11	55	235	165	250
TPP57WC250P2G2D32		250	135x110	105x84/76	11	65	295	180	300



single wheel

	[mm]	[mm]	[mm]	[mm]	ø	[mm]	[kg]	
00P2G2B32		100	36	40	8	M8	-	135
25P2G2B32		125	36	50	10	M10	-	165
60P2G2B32		160	40	59	12	M12	-	200
00P2G2B32		200	40	59	12	M12	-	250
50P2G2D32		250	40	59	12	M12	-	300



SERIES P2D2

rim: polypropylene
 tread: thermoplastic rubber 65° shore A
 axle bearing: ball bearing
 threadguard: small plastic threadguard
 load capacity: 100 kg to 165 kg
 wheel diameter: 100 mm to 125 mm
 temperature range: -20°C to +60°C

EXAMPLE FOR APPLICATION

- material handling trolleys
- roll containers for laundries
- various mobile storage and transport devices

HIGHLIGHTS AND ADVANTAGES

- low-noise running on all surfaces
- high load capacities in our well-known Basics version
- ball bearing as axle bearing for improved rolling resistance



swivel castor

	[mm]	[mm]	[mm]	[mm]	[mm]	[mm]	[mm]	[mm]	[kg]
SBP26WC100P2D2B32	100	105x80	80/77x60	9	40	125	-	135	
SBP35WC125P2D2B32	125	105x80	80/77x60	9	40	155	-	165	



fixed castor

FBP22WC100P2D2B32	100	105x80	80/77x60	9	-	125	-	135
FBP32WC125P2D2B32	125	105x80	80/77x60	9	-	155	-	165



swivel castor with total brake

TBP25WC100P2D2B32	100	105x80	80/77x60	9	40	125	127	135
TBP35WC125P2D2B32	125	105x80	80/77x60	9	40	155	127	165



bolt hole swivel castor

	[mm]	[mm]	[mm]	[mm]	[mm]	[mm]	[mm]	[mm]	[kg]
HBH36WC100P2D2B32	100	13	-	-	40	124	-	100	
HBH85WC125P2D2B32	125	13	-	-	40	154	-	160	



bolt hole swivel castor

BBH35WC100P2D2B32	100	13	-	-	40	124	127	100
BBH85WC125P2D2B32	125	13	-	-	40	154	127	160



single wheel

	[mm]	[mm]	[mm]	[mm]	∅	[mm]	[kg]
100P2D2B32	100	35	40	8	M8	-	135
125P2D2B32	125	40	50	10	M10	-	165



SERIES P2D2

rim: polypropylene
 tread: thermoplastic rubber 85° shore A
 axle bearing: roller bearing / ball bearing / double ball bearing
 threadguard: small metal / plastic threadguard
 load capacity: 80 kg to 200 kg
 wheel diameter: 80 mm to 200 mm
 temperature range: -20°C to +60°C

EXAMPLE FOR APPLICATION

- material handling trolleys
- transport trolleys / furniture trolleys
- various mobile storage and transport devices

HIGHLIGHTS AND ADVANTAGES

- noise-reduced running on all surfaces
- sufficient loads in our well-known Basics version
- ball bearing as axle bearing for improved rolling resistance



swivel castor

	[mm]	[mm]	[mm]	[mm]	[mm]	[mm]	[mm]	[kg]
SBP26WC080P2V2R1W SBP26WC080P2V2B32								
	80	105×80	80/77×60	9	40	105	-	80
SBP26WC100P2V2R1W SBP26WC100P2V2B32								
	100	105×80	80/77×60	9	40	125	-	100
SBP35WC125P2V2R1W SBP35WC125P2V2B32								
	125	105×80	80/77×60	9	40	155	-	135
SPP58WC160P2V2R1W SPP58WC160P2V2B32								
	160	135×110	105×84/76	11	55	195	-	200
SPP58WC200P2V2R1W SPP58WC200P2V2D32								
	200	135×110	105×84/76	11	55	235	-	200



bolt hole swivel castor

	[mm]	[mm]	[mm]	[mm]	[mm]	[mm]	[mm]	[kg]
HBH36WC080P2V2R1W HBH36WC080P2V2B32								
	80	13	-	-	40	104	-	80
HBH36WC100P2V2R1W HBH36WC100P2V2B32								
	100	13	-	-	40	124	-	100
HBH85WC125P2V2R1W HBH85WC125P2V2B32								
	125	13	-	-	40	154	-	135
HPH98WC160P2V2R1W HPH98WC160P2V2B32								
	160	13	-	-	55	189	-	200
HPH98WC200P2V2R1W HPH98WC200P2V2D32								
	200	13	-	-	55	228	-	200



fixed castor

	[mm]	[mm]	[mm]	[mm]	[mm]	[mm]	[mm]	[kg]
FBP22WC080P2V2R1W FBP22WC080P2V2B32								
	80	105×80	80/77×60	9	40	105	-	80
FBP22WC100P2V2R1W FBP22WC100P2V2B32								
	100	105×80	80/77×60	9	40	125	-	100
FBP32WC125P2V2R1W FBP32WC125P2V2B32								
	125	105×80	80/77×60	9	40	155	-	135
FPP55WC160P2V2R1W FPP55WC160P2V2B32								
	160	135×110	105×84/76	11	55	195	-	200
FPP55WC200P2V2R1W FPP55WC200P2V2D32								
	200	135×110	105×84/76	11	55	235	-	200



bolt hole swivel castor with total brake

	[mm]	[mm]	[mm]	[mm]	[mm]	[mm]	[mm]	[kg]
BBH35WC080P2V2R1W BBH35WC080P2V2B32								
	80	13	-	-	40	104	127	80
BBH35WC100P2V2R1W BBH35WC100P2V2B32								
	100	13	-	-	40	124	127	100
BBH35WC125P2V2R1W BBH35WC125P2V2B32								
	125	13	-	-	40	154	127	135
BPH98WC160P2V2R1W BPH98WC160P2V2B32								
	160	13	-	-	55	189	165	200
BPH98WC200P2V2R1W BPH98WC200P2V2D32								
	200	13	-	-	55	228	165	200



swivel castor with total brake

	[mm]	[mm]	[mm]	[mm]	[mm]	[mm]	[mm]	[kg]
TBP25WC080P2V2R1W TBP25WC080P2V2B32								
	80	105×80	80/77×60	9	40	105	127	80
TBP25WC100P2V2R1W TBP25WC100P2V2B32								
	100	105×80	80/77×60	9	40	125	127	100
TBP35WC125P2V2R1W TBP35WC125P2V2B32								
	125	105×80	80/77×60	9	45	155	127	135
TPP58WC160P2V2R1W TPP58WC160P2V2B32								
	160	135×110	105×84/76	11	55	195	127	200
TPP58WC200P2V2R1W TPP58WC200P2V2D32								
	200	135×110	105×84/76	11	55	235	127	200



single wheel

	[mm]	[mm]	[mm]	[mm]	∅			[kg]
O80P2V2R1W O80P2V2B32								
	80	32	40	12 8	M8	-	-	80
100P2V2R1W 100P2V2B32								
	100	32	40	12 8	M8	-	-	100
125P2V2R1W 125P2V2B32								
	125	32	50	15 10	M10	-	-	135
160P2V2R1W 160P2V2B32								
	160	40	59	20 12	M12	-	-	200
200P2V2R1W 200P2V2D32								
	200	48	59	20 12	M12	-	-	200



SERIES P2W2

rim: polypropylene
 tread: thermoplastic rubber 95° shore A
 axle bearing: plain bearing / roller bearing
 threadguard: without / small metall threadguard
 load capacity: 75 kg to 100 kg
 wheel diameter: 80 mm to 100 mm
 temperature range: -20°C to +60°C

EXAMPLE FOR APPLICATION

- material handling trolleys
- transport trolleys / furniture trolleys
- various mobile storage and transport devices

HIGHLIGHTS AND ADVANTAGES

- noise-reduced running on all surfaces
- sufficient loads in our well-known Basics version
- at 100 mm with injected steel tube for a longer service life



swivel castor

	[mm]	[mm]	[mm]	[mm]	[mm]	[mm]	[mm]	[mm]	[kg]
SBP26WC080P2W2PON SBP26WC080P2W2R1W	80	105x80	80/77x60	9	40	105	-	-	75
SBP26WC100P2W2PON SBP26WC100P2W2R1W	100	105x80	80/77x60	9	40	125	-	-	100



bolt hole swivel castor

	[mm]	[mm]	[mm]	[mm]	[mm]	[mm]	[mm]	[mm]	[kg]
HBH36WC080P2W2PON HBH36WC080P2W2R1W	80	13	-	-	40	104	-	-	75
HBH36WC100P2W2PON HBH36WC100P2W2R1W	100	13	-	-	40	124	-	-	100



fixed castor

	[mm]	[mm]	[mm]	[mm]	[mm]	[mm]	[mm]	[mm]	[kg]
FBP22WC080P2W2PON FBP22WC080P2W2R1W	80	105x80	80/77x60	9	-	105	-	-	75
FBP22WC100P2W2PON FBP22WC100P2W2R1W	100	105x80	80/77x60	9	-	125	-	-	100



bolt hole swivel castor with total brake

	[mm]	[mm]	[mm]	[mm]	[mm]	[mm]	[mm]	[mm]	[kg]
BBH35WC080P2W2PON BBH35WC080P2W2R1W	80	13	-	-	40	104	127	-	75
BBH35WC100P2W2PON BBH35WC100P2W2R1W	100	13	-	-	40	124	127	-	100



swivel castor with total brake

	[mm]	[mm]	[mm]	[mm]	[mm]	[mm]	[mm]	[mm]	[kg]
TPP21WC100M6N2R32 TPP21WC100M6N2B32	80	105x80	80/77x60	9	40	105	127	-	75
TPP31WC125M6N2R32 TPP31WC125M6N2B32	100	105x80	80/77x60	9	40	125	127	-	100



single wheel

	[mm]	[mm]	[mm]	[mm]	ø				[kg]
O80P2W2PON O80P2W2R1W	80	30	40	12	8	-	-	-	75
100P2W2PON 100P2W2R1W	100	32	40	12	8	-	-	-	100



SERIES P4S4

rim: polypropylene
 tread: solid rubber black 85° shore A
 axle bearing: roller bearing
 threadguard: without
 load capacity: 70 kg to 250 kg
 wheel diameter: 80 mm to 250 mm
 temperature range: -20°C to +60°C

EXAMPLE FOR APPLICATION

- transport trolleys / furniture trolleys
- various mobile storage and transport devices
- workshop equipment

HIGHLIGHTS AND ADVANTAGES

- low-noise running on all surfaces
- robust everyday helper for indoor and outdoor use
- at CASCOO: always conform to REACH regulations



swivel castor

	[mm]	[mm]	[mm]	[mm]	[mm]	[mm]	[mm]	[kg]
SBP26WC080P4S4RON	80	105x80	80/77x60	9	40	105	-	70
SBP26WC100P4S4RON	100	105x80	80/77x60	9	40	125	-	75
SBP35WC125P4S4RON	125	105x80	80/77x60	9	40	155	-	100
SPP58WC160P4S4RON	160	135x110	105x84/76	11	55	195	-	135
SPP58WC200P4S4RON	200	135x110	105x84/76	11	55	235	-	205
SPP57WC250P4S4RON	250	135x110	105x84/76	11	65	295	-	250



fixed castor

FBP22WC080P4S4RON	80	105x80	80/77x60	9	-	105	-	70
FBP22WC100P4S4RON	100	105x80	80/77x60	9	-	125	-	75
FBP32WC125P4S4RON	125	105x80	80/77x60	9	-	155	-	100
FPP55WC160P4S4RON	160	135x110	105x84/76	11	-	195	-	135
FPP55WC200P4S4RON	200	135x110	105x84/76	11	-	235	-	205
FPP53WC250P4S4RON	250	135x110	105x84/76	11	-	295	-	250



swivel castor with total brake

TBP25WC080P4S4RON	80	105x80	80/77x60	9	40	105	127	70
TBP25WC100P4S4RON	100	105x80	80/77x60	9	40	125	127	75
TBP35WC125P4S4RON	125	105x80	80/77x60	9	45	155	127	100
TPP58WC160P4S4RON	160	135x110	105x84/76	11	55	195	165	135
TPP58WC200P4S4RON	200	135x110	105x84/76	11	55	235	165	205
TPP57WC250P4S4RON	250	135x110	105x84/76	11	65	295	180	250



bolt hole swivel castor

	[mm]	[mm]	[mm]	[mm]	[mm]	[mm]	[mm]	[kg]
HBH36WC080P4S4RON	80	13	-	-	40	104	-	70
HBH36WC100P4S4RON	100	13	-	-	40	124	-	75
HBH85WC125P4S4RON	125	13	-	-	40	154	-	100
HPH98WC160P4S4RON	160	13	-	-	55	189	-	135
HPH98WC200P4S4RON	200	13	-	-	55	228	-	205
HPH97WC250P4S4RON	250	13	-	-	65	288	-	250



bolt hole swivel castor with total brake

BBH35WC080P4S4RON	80	13	-	-	40	104	127	70
BBH35WC100P4S4RON	100	13	-	-	40	124	127	75
BBH85WC125P4S4RON	125	13	-	-	40	154	127	100
BPH98WC160P4S4RON	160	13	-	-	55	189	165	135
BPH98WC200P4S4RON	200	13	-	-	55	228	165	205
BPH97WC250P4S4RON	250	13	-	-	65	288	180	250



single wheel

	[mm]	[mm]	[mm]	[mm]	∅		[kg]
080P4S4RON	80	32	40	12	M8	-	70
100P4S4RON	100	32	40	12	M8	-	75
125P4S4RON	125	38	50	15	M10	-	100
160P4S4RON	160	40	59	20	M12	-	135
200P4S4RON	200	49	59	20	M12	-	205
250P4S4RON	250	50	59	20	M12	-	250



SERIES P4S4

rim: polypropylene
 tread: solid rubber grey 85° shore A
 axle bearing: roller bearing
 threadguard: without
 load capacity: 70 kg to 250 kg
 wheel diameter: 80 mm to 250 mm
 temperature range: -20°C to +60°C

EXAMPLE FOR APPLICATION










- transport trolleys / furniture trolleys
- various mobile storage and transport devices
- workshop equipment

HIGHLIGHTS AND ADVANTAGES

- low-noise running on all surfaces
- robust everyday helper for indoor and outdoor use
- at CASCOO: always conform to REACH regulations



swivel castor

									
	[mm]	[mm]	[mm]	[mm]	[mm]	[mm]	[mm]	[mm]	[kg]
SBP26WC080P4R2RON	80	105x80	80/77x60	9	40	105	-	70	
SBP26WC100P4R2RON	100	105x80	80/77x60	9	40	125	-	75	
SBP35WC125P4R2RON	125	105x80	80/77x60	9	40	155	-	100	
SPP58WC160P4R2RON	160	135x110	105x84/76	11	55	195	-	135	
SPP58WC200P4R2RON	200	135x110	105x84/76	11	55	235	-	205	
SPP57WC250P4R2RON	250	135x110	105x84/76	11	65	295	-	250	



fixed castor

FBP22WC080P4R2RON	80	105x80	80/77x60	9	-	105	-	70
FBP22WC100P4R2RON	100	105x80	80/77x60	9	-	125	-	75
FBP32WC125P4R2RON	125	105x80	80/77x60	9	-	155	-	100
FPP55WC160P4R2RON	160	135x110	105x84/76	11	-	195	-	135
FPP55WC200P4R2RON	200	135x110	105x84/76	11	-	235	-	205
FPP53WC250P4R2RON	250	135x110	105x84/76	11	-	295	-	250












swivel castor with total brake

TBP25WC080P4R2RON	80	105x80	80/77x60	9	40	105	127	70
TBP25WC100P4R2RON	100	105x80	80/77x60	9	40	125	127	75
TBP35WC125P4R2RON	125	105x80	80/77x60	9	45	155	127	100
TPP58WC160P4R2RON	160	135x110	105x84/76	11	55	195	165	135
TPP58WC200P4R2RON	200	135x110	105x84/76	11	55	235	165	205
TPP57WC250P4R2RON	250	135x110	105x84/76	11	65	295	180	250



bolt hole swivel castor

									
	[mm]	[mm]	[mm]	[mm]	[mm]	[mm]	[mm]	[mm]	[kg]
HBH36WC080P4R2RON	80	13	-	-	40	104	-	70	
HBH36WC100P4R2RON	100	13	-	-	40	124	-	75	
HBH85WC125P4R2RON	125	13	-	-	40	154	-	100	
HPH98WC160P4R2RON	160	13	-	-	55	189	-	135	
HPH98WC200P4R2RON	200	13	-	-	55	228	-	205	
HPH97WC250P4R2RON	250	13	-	-	65	288	-	250	












bolt hole swivel castor with total brake

BBH35WC080P4R2RON	80	13	-	-	40	104	127	70
BBH35WC100P4R2RON	100	13	-	-	40	124	127	75
BBH85WC125P4R2RON	125	13	-	-	40	154	127	100
BPH98WC160P4R2RON	160	13	-	-	55	189	165	135
BPH98WC200P4R2RON	200	13	-	-	55	228	165	205
BPH97WC250P4R2RON	250	13	-	-	65	288	180	250



single wheel

									
	[mm]	[mm]	[mm]	[mm]	∅				[kg]
080P4R2RON	80	32	40	12	M8	-	-	-	70
100P4R2RON	100	32	40	12	M8	-	-	-	75
125P4R2RON	125	38	50	15	M10	-	-	-	100
160P4R2RON	160	40	59	20	M12	-	-	-	135
200P4R2RON	200	49	59	20	M12	-	-	-	205
250P4R2RON	250	50	59	20	M12	-	-	-	250



SERIES SWS4

rim: steel rim
 tread: solid rubber black 85° shore A
 axle bearing: roller bearing
 threadguard: without
 load capacity: 70 kg to 250 kg
 wheel diameter: 80 mm to 250 mm
 temperature range: -20°C to +60°C

EXAMPLE FOR APPLICATION

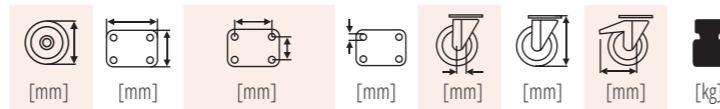
- transport trolleys / furniture trolleys
- various mobile storage and transport devices
- workshop equipment

HIGHLIGHTS AND ADVANTAGES

- low-noise running on all surfaces
- robust everyday helper for indoor and outdoor use
- at CASCOO: always conform to REACH regulations



swivel castor



	[mm]	[mm]	[mm]	[mm]	[mm]	[mm]	[mm]	[mm]	[kg]
SBP26WC080SWS4R0N	80	105x80	80/77x60	9	40	105	-	70	
SBP26WC100SWS4R0N	100	105x80	80/77x60	9	40	125	-	75	
SBP35WC125SWS4R0N	125	105x80	80/77x60	9	40	155	-	100	
SPP58WC160SWS4R0N	160	135x110	105x84/76	11	55	195	-	135	
SPP58WC200SWS4R0N	200	135x110	105x84/76	11	55	235	-	205	
SPP57WC250SWS4R0N	250	135x110	105x84/76	11	65	295	-	250	



fixed castor

	[mm]	[mm]	[mm]	[mm]	[mm]	[mm]	[mm]	[mm]	[kg]
FBP22WC080SWS4R0N	80	105x80	80/77x60	9	-	105	-	70	
FBP22WC100SWS4R0N	100	105x80	80/77x60	9	-	125	-	75	
FBP32WC125SWS4R0N	125	105x80	80/77x60	9	-	155	-	100	
FPP55WC160SWS4R0N	160	135x110	105x84/76	11	-	195	-	135	
FPP55WC200SWS4R0N	200	135x110	105x84/76	11	-	235	-	205	
FPP53WC250SWS4R0N	250	135x110	105x84/76	11	-	295	-	250	



swivel castor with total brake

	[mm]	[mm]	[mm]	[mm]	[mm]	[mm]	[mm]	[mm]	[kg]
TBP25WC080SWS4R0N	80	105x80	80/77x60	9	40	105	127	70	
TBP25WC100SWS4R0N	100	105x80	80/77x60	9	40	125	127	75	
TBP35WC125SWS4R0N	125	105x80	80/77x60	9	45	155	127	100	
TPP58WC160SWS4R0N	160	135x110	105x84/76	11	55	195	165	135	
TPP58WC200SWS4R0N	200	135x110	105x84/76	11	55	235	165	205	
TPP57WC250SWS4R0N	250	135x110	105x84/76	11	65	295	180	250	



bolt hole swivel castor



	[mm]	[mm]	[mm]	[mm]	[mm]	[mm]	[mm]	[mm]	[kg]
HBH36WC080SWS4R0N	80	13	-	-	40	104	-	70	
HBH36WC100SWS4R0N	100	13	-	-	40	124	-	75	
HBH85WC125SWS4R0N	125	13	-	-	40	154	-	100	
HPH98WC160SWS4R0N	160	13	-	-	55	189	-	135	
HPH98WC200SWS4R0N	200	13	-	-	55	228	-	205	
HPH97WC250SWS4R0N	250	13	-	-	65	288	-	250	



bolt hole swivel castor with total brake

	[mm]	[mm]	[mm]	[mm]	[mm]	[mm]	[mm]	[mm]	[kg]
BBH35WC080SWS4R0N	80	13	-	-	40	104	127	70	
BBH35WC100SWS4R0N	100	13	-	-	40	124	127	75	
BBH85WC125SWS4R0N	125	13	-	-	40	154	127	100	
BPH98WC160SWS4R0N	160	13	-	-	55	189	165	135	
BPH98WC200SWS4R0N	200	13	-	-	55	228	165	205	
BPH97WC250SWS4R0N	250	13	-	-	65	288	180	250	



single wheel



	[mm]	[mm]	[mm]	[mm]	ø	[mm]	[mm]	[mm]	[kg]
080SWS4R0N	80	32	40	12	M8	-	-	70	
100SWS4R0N	100	32	40	12	M8	-	-	75	
125SWS4R0N	125	38	50	15	M10	-	-	100	
160SWS4R0N	160	40	59	20	M12	-	-	135	
200SWS4R0N	200	49	59	20	M12	-	-	205	
250SWS4R0N	250	50	59	20	M12	-	-	250	

SWS4





SERIES SWS4

rim: steel rim
 tread: solid rubber grey 85° shore A
 axle bearing: roller bearing
 threadguard: without
 load capacity: 70 kg to 250 kg
 wheel diameter: 80 mm to 250 mm
 temperature range: -20°C to +60°C

EXAMPLE FOR APPLICATION

- transport trolleys / furniture trolleys
- various mobile storage and transport devices
- workshop equipment

HIGHLIGHTS AND ADVANTAGES

- low-noise running on all surfaces
- robust everyday helper for indoor and outdoor use
- at CASCOO: always conform to REACH regulations



swivel castor

	[mm]	[mm]	[mm]	[mm]	[mm]	[mm]	[mm]	[kg]
SBP26WC080SWR2R0N	80	105x80	80/77x60	9	40	105	-	70
SBP26WC100SWR2R0N	100	105x80	80/77x60	9	40	125	-	75
SBP35WC125SWR2R0N	125	105x80	80/77x60	9	40	155	-	100
SPP58WC160SWR2R0N	160	135x110	105x84/76	11	55	195	-	135
SPP58WC200SWR2R0N	200	135x110	105x84/76	11	55	235	-	205
SPP57WC250SWR2R0N	250	135x110	105x84/76	11	65	295	-	250



fixed castor

	[mm]	[mm]	[mm]	[mm]	[mm]	[mm]	[mm]	[kg]
FBP22WC080SWR2R0N	80	105x80	80/77x60	9	-	105	-	70
FBP22WC100SWR2R0N	100	105x80	80/77x60	9	-	125	-	75
FBP32WC125SWR2R0N	125	105x80	80/77x60	9	-	155	-	100
FPP55WC160SWR2R0N	160	135x110	105x84/76	11	-	195	-	135
FPP55WC200SWR2R0N	200	135x110	105x84/76	11	-	235	-	205
FPP53WC250SWR2R0N	250	135x110	105x84/76	11	-	295	-	250



swivel castor with total brake

	[mm]	[mm]	[mm]	[mm]	[mm]	[mm]	[mm]	[kg]
TBP25WC080SWR2R0N	80	105x80	80/77x60	9	40	105	127	70
TBP25WC100SWR2R0N	100	105x80	80/77x60	9	40	125	127	75
TBP35WC125SWR2R0N	125	105x80	80/77x60	9	45	155	127	100
TPP58WC160SWR2R0N	160	135x110	105x84/76	11	55	195	165	135
TPP58WC200SWR2R0N	200	135x110	105x84/76	11	55	235	165	205
TPP57WC250SWR2R0N	250	135x110	105x84/76	11	65	295	180	250



bolt hole swivel castor

	[mm]	[mm]	[mm]	[mm]	[mm]	[mm]	[mm]	[kg]
HBH36WC080SWR2R0N	80	13	-	-	40	104	-	70
HBH36WC100SWR2R0N	100	13	-	-	40	124	-	75
HBH85WC125SWR2R0N	125	13	-	-	40	154	-	100
HPH98WC160SWR2R0N	160	13	-	-	55	189	-	135
HPH98WC200SWR2R0N	200	13	-	-	55	228	-	205
HPH97WC250SWR2R0N	250	13	-	-	65	288	-	250



bolt hole swivel castor with total brake

	[mm]	[mm]	[mm]	[mm]	[mm]	[mm]	[mm]	[kg]
BBH35WC080SWR2R0N	80	13	-	-	40	104	127	70
BBH35WC100SWR2R0N	100	13	-	-	40	124	127	75
BBH85WC125SWR2R0N	125	13	-	-	40	154	127	100
BPH98WC160SWR2R0N	160	13	-	-	55	189	165	135
BPH98WC200SWR2R0N	200	13	-	-	55	228	165	205
BPH97WC250SWR2R0N	250	13	-	-	65	288	180	250



single wheel

	[mm]	[mm]	[mm]	[mm]	∅	[mm]	[mm]	[kg]
080SWR2R0N	80	32	40	12	M8	-	-	70
100SWR2R0N	100	32	40	12	M8	-	-	75
125SWR2R0N	125	38	50	15	M10	-	-	100
160SWR2R0N	160	40	59	20	M12	-	-	135
200SWR2R0N	200	49	59	20	M12	-	-	205
250SWR2R0N	250	50	59	20	M12	-	-	250

SWR2





SERIES N4B5

rim: polyamide
 tread: polyurethane brown 92° shore A
 axle bearing: ball bearing
 threadguard: small plastic threadguard
 load capacity: 150 kg to 250 kg
 wheel diameter: 100 mm to 125 mm
 temperature range: -20°C to +80°C

EXAMPLE FOR APPLICATION

- transport trolleys / furniture trolleys
- various mobile storage and transport devices
- roll containers

HIGHLIGHTS AND ADVANTAGES

- ergonomic running even at high loads
- noise-reduced running due to the slightly elastic tread
- particular resistance to acids, oils and fats



swivel castor

	[mm]	[mm]	[mm]	[mm]	[mm]	[mm]	[mm]	[mm]	[kg]
SPP21WC100N4B5B34	100	105x80	80/77x60	9	40	125	-	-	200
SPP31WC125N4B5B34	125	105x80	80/77x60	9	40	155	-	-	250



bolt hole swivel castor

	[mm]	[mm]	[mm]	[mm]	[mm]	[mm]	[mm]	[mm]	[kg]
HPH35WC100N4B5B34	100	13	-	-	40	127	-	-	150
HPH85WC125N4B5B34	125	13	-	-	40	154	-	-	160



fixed castor

	[mm]	[mm]	[mm]	[mm]	[mm]	[mm]	[mm]	[mm]	[kg]
FPP25WC100N4B5B34	100	105x80	80/77x60	9	-	125	-	-	200
FPP35WC125N4B5B34	125	105x80	80/77x60	9	-	155	-	-	250



bolt hole swivel castor with total brake

	[mm]	[mm]	[mm]	[mm]	[mm]	[mm]	[mm]	[mm]	[kg]
BPH35WC100N4B5B34	100	13	-	-	40	127	127	-	150
BPH85WC125N4B5B34	125	13	-	-	40	154	127	-	160



swivel castor with total brake

	[mm]	[mm]	[mm]	[mm]	[mm]	[mm]	[mm]	[mm]	[kg]
TPP21WC100N4B5B34	100	105x80	80/77x60	9	40	125	127	-	200
TPP31WC125N4B5B34	125	105x80	80/77x60	9	40	155	127	-	250



single wheel

	[mm]	[mm]	[mm]	[mm]	∅				[kg]
100N4B5B34	100	35	40	8	M8	-	-	-	200
125N4B5B34	125	40	50	10	M10	-	-	-	250



SERIES AAB5

rim: aluminium
 tread: polyurethane brown 92° shore A
 axle bearing: double ball bearing
 threadguard: small plastic threadguard
 load capacity: 200 kg to 300 kg
 wheel diameter: 100 mm to 125 mm
 temperature range: -20°C to +80°C

EXAMPLE FOR APPLICATION






















- transport trolleys / furniture trolleys
- various mobile storage and transport devices
- roll containers

HIGHLIGHTS AND ADVANTAGES

- ergonomic running even at high loads
- noise-reduced running due to the slightly elastic tread
- particular resistance to acids, oils and fats




















swivel castor

									
	[mm]	[mm]	[mm]	[mm]	[mm]	[mm]	[mm]	[mm]	[kg]
SPP27WC100AAB5D39							-	-	180
SPP37WC125AAB5D39							-	-	250






















bolt hole swivel castor

									
	[mm]	[mm]	[mm]	[mm]	[mm]	[mm]	[mm]	[mm]	[kg]
HPH37WC100AAB5D39			-	-			-	-	180
HPH87WC125AAB5D39			-	-			-	-	250




















fixed castor

									
	[mm]	[mm]	[mm]	[mm]	[mm]	[mm]	[mm]	[mm]	[kg]
FPP23WC100AAB5D39					-		-	-	180
FPP33WC125AAB5D39					-		-	-	250


























bolt hole swivel castor with total brake

									
	[mm]	[mm]	[mm]	[mm]	[mm]	[mm]	[mm]	[mm]	[kg]
BPH37WC100AAB5D39			-	-				-	180
BPH87WC125AAB5D39			-	-				-	250






















swivel castor with total brake

									
	[mm]	[mm]	[mm]	[mm]	[mm]	[mm]	[mm]	[mm]	[kg]
TPP27WC100AAB5D39								-	180
TPP37WC125AAB5D39								-	250



single wheel

									
	[mm]	[mm]	[mm]	[mm]	[mm]	∅	∅	∅	[kg]
100AAB5D39						-	-	-	250
125AAB5D39						-	-	-	300



SERIES AAX7

rim: aluminium
 tread: polyurethane green 75° shore A
 axle bearing: double ball bearing
 threadguard: small plastic threadguard
 load capacity: 200 kg to 300 kg
 wheel diameter: 100 mm to 125 mm
 temperature range: -20°C to +80°C

EXAMPLE FOR APPLICATION





















- transport trolleys / furniture trolleys
- various mobile storage and transport devices
- roll containers

HIGHLIGHTS AND ADVANTAGES

- ergonomic running even at high loads
- noise-reduced running due to the slightly elastic tread
- particular resistance to acids, oils and fats





















swivel castor

								
	[mm]	[mm]	[mm]	[mm]	[mm]	[mm]	[mm]	[kg]
SPP27WC100AAX7D39							-	250
SPP37WC125AAX7D39							-	300

























fixed castor

								
	[mm]	[mm]	[mm]	[mm]	[mm]	[mm]	[mm]	[kg]
FPP23WC100AAX7D39					-		-	250
FPP33WC125AAX7D39					-		-	300



















swivel castor with total brake

								
	[mm]	[mm]	[mm]	[mm]	[mm]	[mm]	[mm]	[kg]
TPP27WC100AAX7D39								250
TPP37WC125AAX7D39								300












bolt hole swivel castor

								
	[mm]	[mm]	[mm]	[mm]	[mm]	[mm]	[mm]	[kg]
HPH37WC100AAX7D39			-	-			-	200
HPH87WC125AAX7D39			-	-			-	200

















bolt hole swivel castor with total brake

								
	[mm]	[mm]	[mm]	[mm]	[mm]	[mm]	[mm]	[kg]
BPH37WC100AAX7D39			-	-				200
BPH87WC125AAX7D39			-	-				200



single wheel

						
	[mm]	[mm]	[mm]	[mm]	∅	[kg]
100AAX7D39					M8	200
125AAX7D39					M10	200



SERIES AAE2

rim: aluminium
 tread: elastic grey 65° shore A
 axle bearing: double ball bearing
 threadguard: without
 load capacity: 200 kg to 250 kg
 wheel diameter: 100 mm to 125 mm
 temperature range: -20°C to +80°C

EXAMPLE FOR APPLICATION

- transport trolleys / furniture trolleys
- various mobile storage and transport devices
- roll containers

HIGHLIGHTS AND ADVANTAGES

- can move trolleys with up to 750 kg
- noise-reduced running due to the soft elastic tread
- doesn't leave any marks even at high loads



swivel castor

	[mm]	[mm]	[mm]	[mm]	[mm]	[mm]	[mm]	[mm]	[kg]
SPP37WC100AAE2DON									200
SPP37WC125AAE2DON									250



bolt hole swivel castor

	[mm]	[mm]	[mm]	[mm]	[mm]	[mm]	[mm]	[mm]	[kg]
HPH87WC100AAE2DON									200
HPH87WC125AAE2DON									200



fixed castor

	[mm]	[mm]	[mm]	[mm]	[mm]	[mm]	[mm]	[mm]	[kg]
FPP33WC100AAE2DON									200
FPP33WC125AAE2DON									250



bolt hole swivel castor with total brake

	[mm]	[mm]	[mm]	[mm]	[mm]	[mm]	[mm]	[mm]	[kg]
BPH87WC100AAE2DON									200
BPH87WC125AAE2DON									200



swivel castor with total brake

	[mm]	[mm]	[mm]	[mm]	[mm]	[mm]	[mm]	[mm]	[kg]
TPP37WC100AAE2DON									200
TPP37WC125AAE2DON									250



single wheel

	[mm]	[mm]	[mm]	[mm]	∅				[kg]
100AAE2DON					M8				200
125AAE2DON					M10				250



SERIES AAU5

rim: aluminium
 tread: polyurethane brown 92° shore A
 axle bearing: double ball bearing
 threadguard: without
 load capacity: 200 kg to 300 kg
 wheel diameter: 100 mm to 125 mm
 temperature range: -20°C to +80°C

EXAMPLE FOR APPLICATION






















- transport trolleys / furniture trolleys
- various mobile storage and transport devices
- roll containers

HIGHLIGHTS AND ADVANTAGES

- can move trolleys with up to 900 kg
- particular resistance to acids, oils and fats
- extremely robust to external influences / impacts




















swivel castor

									
	[mm]	[mm]	[mm]	[mm]	[mm]	[mm]	[mm]	[mm]	[kg]
SPP37WC100AAU5D0N							-	-	250
SPP37WC125AAU5D0N							-	-	300






















bolt hole swivel castor

									
	[mm]	[mm]	[mm]	[mm]	[mm]	[mm]	[mm]	[mm]	[kg]
HPH87WC100AAU5D0N			-	-			-	-	200
HPH87WC125AAU5D0N			-	-			-	-	200






















fixed castor

									
	[mm]	[mm]	[mm]	[mm]	[mm]	[mm]	[mm]	[mm]	[kg]
FPP33WC100AAU5D0N					-		-	-	250
FPP33WC125AAU5D0N					-		-	-	300


























bolt hole swivel castor with total brake

									
	[mm]	[mm]	[mm]	[mm]	[mm]	[mm]	[mm]	[mm]	[kg]
BPH87WC100AAU5D0N			-	-				-	200
BPH87WC125AAU5D0N			-	-				-	200






















swivel castor with total brake

									
	[mm]	[mm]	[mm]	[mm]	[mm]	[mm]	[mm]	[mm]	[kg]
TPP37WC100AAU5D0N								-	250
TPP37WC125AAU5D0N								-	300



single wheel

									
	[mm]	[mm]	[mm]	[mm]	∅				[kg]
100AAU5D0N						-	-	-	250
125AAU5D0N						-	-	-	300



SERIES AAX7

rim: aluminium
 tread: polyurethane green 75° shore A
 axle bearing: double ball bearing
 threadguard: without
 load capacity: 250 kg to 300 kg
 wheel diameter: 100 mm to 125 mm
 temperature range: -20°C to +80°C

EXAMPLE FOR APPLICATION

- transport trolleys / furniture trolleys
- various mobile storage and transport devices
- roll containers

HIGHLIGHTS AND ADVANTAGES

- can move trolleys with up to 900 kg
- particular resistance to acids, oils and fats
- extremely robust to external influences / impacts



swivel castor

	[mm]	[mm]	[mm]	[mm]	[mm]	[mm]	[mm]	[mm]	[kg]
SPP37WC100AAX7D0N									250
SPP37WC125AAX7D0N									300



bolt hole swivel castor

	[mm]	[mm]	[mm]	[mm]	[mm]	[mm]	[mm]	[mm]	[kg]
HPH87WC100AAX7D0N									200
HPH87WC125AAX7D0N									200



fixed castor

	[mm]	[mm]	[mm]	[mm]	[mm]	[mm]	[mm]	[mm]	[kg]
FPP33WC100AAX7D0N									250
FPP33WC125AAX7D0N									300



bolt hole swivel castor with total brake

	[mm]	[mm]	[mm]	[mm]	[mm]	[mm]	[mm]	[mm]	[kg]
BPH87WC100AAX7D0N									200
BPH87WC125AAX7D0N									200



swivel castor with total brake

	[mm]	[mm]	[mm]	[mm]	[mm]	[mm]	[mm]	[mm]	[kg]
TPP37WC100AAX7D0N									250
TPP37WC125AAX7D0N									300



single wheel

	[mm]	[mm]	[mm]	[mm]	∅	[kg]	
100AAX7D0N						250	
125AAX7D0N						300	



SERIES POPO

rim: polypropylene
 tread: polypropylene
 axle bearing: Roller bearing / Ball bearing
 threadguard: small metal / plastic threadguard
 load capacity: 200 kg
 wheel diameter: 125 mm
 temperature range: -20°C to +60°C



SERIES NONO

rim: polypropylene
 tread: polypropylene
 axle bearing: Roller bearing / Ball bearing
 threadguard: small metal / plastic threadguard
 load capacity: 100 kg to 250 kg
 wheel diameter: 100 mm to 125 mm
 temperature range: -40°C to +80°C



swivel castor

	[mm]	[mm]	[mm]	[mm]	[mm]	[mm]	[mm]	[mm]	[kg]
SPP47WC125QOPOR1W		125	135x110	105x84/76	11	50	155	-	200
SPP47WC125POP0B3		125	135x110	105x84/76	11	50	155	-	150



fixed castor

FPP43WC125QOPOR1W		125	135x110	105x84/76	11	-	155	-	200
FPP43WC125POP0B30		125	135x110	105x84/76	11	-	155	-	150



swivel castor with total brake

TPP47WC125QOPOR1W		125	135x110	105x84/76	11	55	155	154	200
TPP47WC125POP0B30		125	135x110	105x84/76	11	55	155	154	150



swivel castor

	[mm]	[mm]	[mm]	[mm]	[mm]	[mm]	[mm]	[mm]	[kg]
SPP47WC100FONOR1W		100	135x110	105x84/76	11	50	128	-	150
SPP47WC100FONOB30		100	135x110	105x84/76	11	50	155	-	150
SPP47WC125HONOR1W		125	135x110	105x84/76	11	50	128	-	220
SPP47WC125NONOB30		125	135x110	105x84/76	11	50	155	-	200



fixed castor

FPP43WC100FONOR1W		100	135x110	105x84/76	11	-	128	-	150
FPP43WC100FONOB30		100	135x110	105x84/76	11	-	155	-	150
FPP43WC125HONOR1W		125	135x110	105x84/76	11	-	128	-	220
FPP43WC125NONOB30		125	135x110	105x84/76	11	-	155	-	200



swivel castor with total brake

TPP47WC100FONOR1W		100	135x110	105x84/76	11	55	128	154	150
TPP47WC100FONOB30		100	135x110	105x84/76	11	55	155	154	150
TPP47WC125HONOR1W		125	135x110	105x84/76	11	55	128	154	220
TPP47WC125NONOB30		125	135x110	105x84/76	11	55	155	154	200

POPO
NONO



SERIES N2U6

rim: polyamide
 tread: thermoplastic polyurethane 95° shore A
 axle bearing: roller bearing / ball bearing / double ball bearing
 threadguard: without / small metal or plastic threadguard
 load capacity: 200 kg to 300 kg
 wheel diameter: 125 mm
 temperature range: -40°C to +80°C



SERIES M6N2

rim: polyamide with elastic ring
 tread: polyamide
 axle bearing: roller bearing / ball bearing
 threadguard: small plastic threadguard
 load capacity: 200 kg
 wheel diameter: 125 mm
 temperature range: -20°C to +80°C



swivel castor

	[mm]	[mm]	[mm]	[mm]	[mm]	[mm]	[mm]	[mm]	[kg]
SPP47WC125N2U6R1W		125	135x110	105x84/76	11	50	155	-	200
SPP47WC125N2U6B32		125	135x110	105x84/76	11	50	155	-	200
SPP47WC125N2U6D0N		125	135x110	105x84/76	11	50	155	-	200



swivel castor

	[mm]	[mm]	[mm]	[mm]	[mm]	[mm]	[mm]	[mm]	[kg]
SPP47WC125M6N2R3Z		125	135x110	105x84/76	11	50	155	-	200
SPP47WC125M6N2B3Z		125	135x110	105x84/76	11	50	155	-	200



fixed castor

FPP43WC125N2U6R1W		125	135x110	105x84/76	11	-	155	-	200
FPP43WC125N2U6B32		125	135x110	105x84/76	11	-	155	-	200
FPP43WC125N2U6D0N		12	135x110	105x84/76	11	-	155	-	200



fixed castor

FPP43WC125M6N2R3Z		125	135x110	105x84/76	11	-	155	-	200
FPP43WC125M6N2B3Z		125	135x110	105x84/76	11	-	155	-	200



swivel castor with total brake

TPP47WC125N2U6R1W		125	135x110	105x84/76	11	55	155	154	200
TPP47WC125N2U6B32		125	135x110	105x84/76	11	55	155	154	200
TPP47WC125N2U6D0N		125	135x110	105x84/76	11	55	155	154	200



swivel castor with total brake

TPP47WC125M6N2R3Z		125	135x110	105x84/76	11	55	155	154	200
TPP47WC125M6N2B3Z		125	135x110	105x84/76	11	55	155	154	200

N2U6
M6N2



SERIES R4F1 / R4E1

rim: polyamide
 tread: elastic blue 65° or 75° shore A
 axle bearing: roller bearing / ball bearing
 threadguard: without / small plastic threadguard
 load capacity: 200 kg to 220 kg
 wheel diameter: 125 mm
 temperature range: -20°C to +80°C














SERIES R4E2

rim: polyamide
 tread: elastic grey 65° shore A
 axle bearing: roller bearing / ball bearing
 threadguard: without / small plastic threadguard
 load capacity: 200 kg to 220 kg
 wheel diameter: 125 mm
 temperature range: -20°C to +80°C














swivel castor

									
	[mm]	[mm]	[mm]	[mm]	[mm]	[mm]	[mm]	[mm]	[kg]
SPP47WC125R4F1R0N		125	135x110	105x84/76	11	50	155	-	200
SPP47WC125R4E1B34		125	135x110	105x84/76	11	50	155	-	250





swivel castor

									
	[mm]	[mm]	[mm]	[mm]	[mm]	[mm]	[mm]	[mm]	[kg]
SPP47WC125R4E2R0N		125	135x110	105x84/76	11	50	155	-	200
SPP47WC125R4E2B34		125	135x110	105x84/76	11	50	155	-	250





fixed castor

FPP43WC125R4F1R0N		125	135x110	105x84/76	11	-	155	-	200
FPP43WC125R4E1B34		125	135x110	105x84/76	11	-	155	-	250





fixed castor

FPP43WC125R4E2R0N		125	135x110	105x84/76	11	-	155	-	200
FPP43WC125R4E2B34		125	135x110	105x84/76	11	-	155	-	250





swivel castor with total brake

TPP47WC125R4F1R0N		125	135x110	105x84/76	11	55	155	154	200
TPP47WC125R4E1B34		125	135x110	105x84/76	11	55	155	154	250



swivel castor with total brake

TPP47WC125R4E2R0N		125	135x110	105x84/76	11	55	155	154	200
TPP47WC125R4E2B34		125	135x110	105x84/76	11	55	155	154	250

R4E1
R4E2



SERIES AAE2

rim: aluminium
 tread: elastic grey 65° shore A
 axle bearing: double ball bearing
 threadguard: without
 load capacity: 200 kg to 250 kg
 wheel diameter: 100 mm to 125 mm
 temperature range: -20°C to +80°C



SERIES AAU5

rim: aluminium
 tread: polyurethane brown 92° shore A
 axle bearing: double ball bearing
 threadguard: without
 load capacity: 250 kg to 300 kg
 wheel diameter: 100 mm to 125 mm
 temperature range: -20°C to +80°C



swivel castor

	[mm]	[mm]	[mm]	[mm]	[mm]	[mm]	[mm]	[mm]	[kg]
SPP47WC100AAE2DON									200
SPP47WC125AAE2DON									250



swivel castor

	[mm]	[mm]	[mm]	[mm]	[mm]	[mm]	[mm]	[mm]	[kg]
SPP47WC100AAU5DON									250
SPP47WC125AAU5DON									300



fixed castor

FPP43WC100AAE2DON									200
FPP43WC125AAE2DON									250



fixed castor

FPP43WC100AAU5DON									250
FPP43WC125AAU5DON									300



swivel castor with total brake

TPP47WC100AAE2DON									200
TPP47WC125AAE2DON									250



swivel castor with total brake

TPP47WC100AAU5DON									250
TPP47WC125AAU5DON									300

AAE2
AAU5



CASCOO. LIGHT HEAVY DUTY CASTORS.

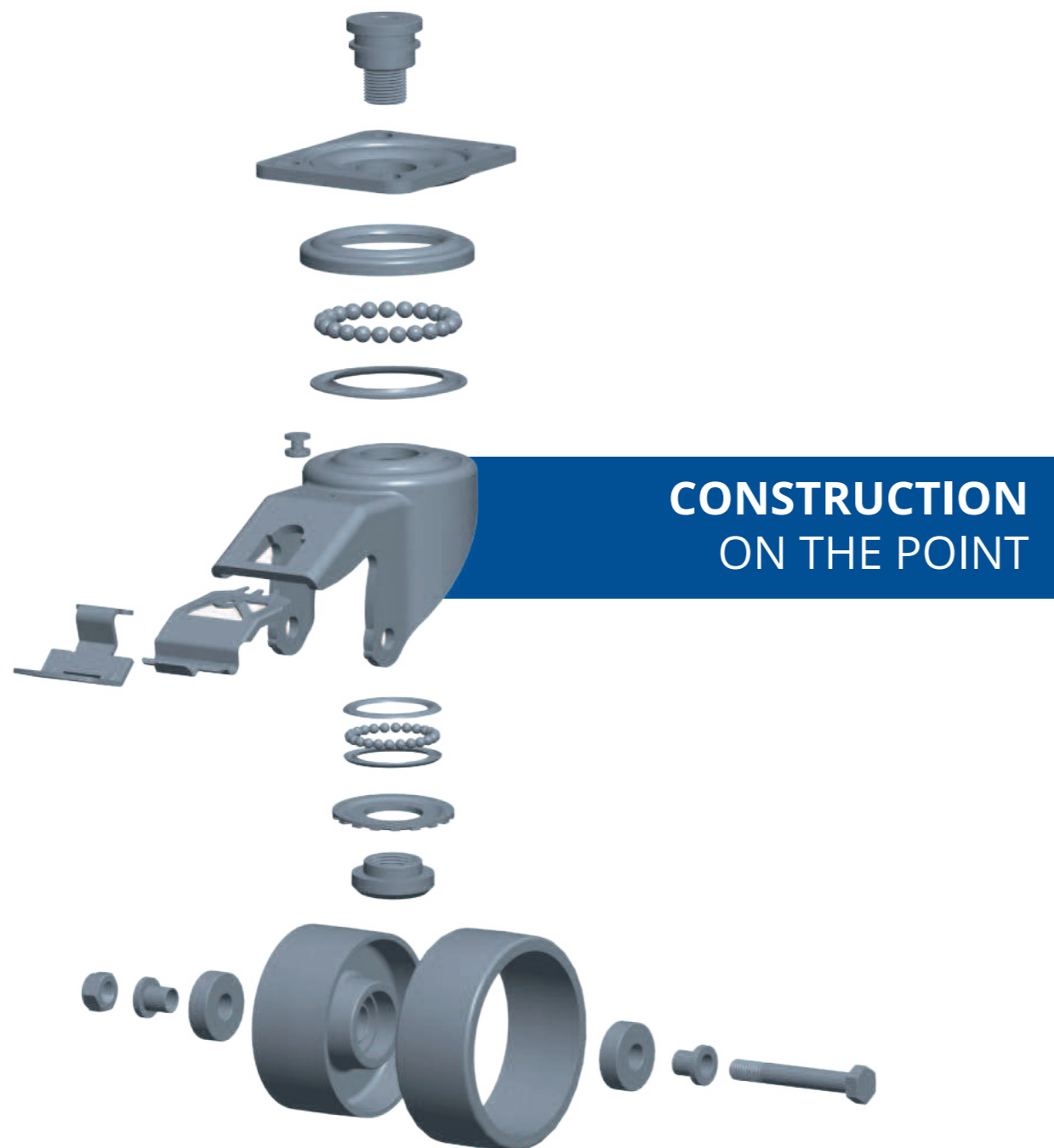


LIGHT HEAVY DUTY

Light heavy duty castors are used where higher loads are required to be transported, which a standard industrial castor can't meet anymore and where a heavy duty castor would be too oversized. In addition, the light heavy duty castors a low overall height provides through their small wheel diameter. Areas of application include mechanical engineering, automotive, construction industry, event technology.

These castors are available with plate attachments in different wheel diameters.

LIGHT HEAVY DUTY AT A GLANCE



SERIES DAUS
aluminium / PU

page 100



SERIES VOZO
PA

page 100



SERIES DAU5

rim: aluminium
 tread: polyurethane brown 95° shore A
 axle bearing: double precision ball bearing
 threadguard: without
 load capacity: 180 kg to 350 kg
 wheel diameter: 80 mm to 125 mm
 temperature range: -20°C to +80°C

EXAMPLE FOR APPLICATION

- various mobile storage and transport devices with high loads
- mechanical engineering
- automotive

HIGHLIGHTS AND ADVANTAGES

- transport of higher load capacities with low heights
- extremely strong housing with hardened ball track
- high load capacity in relation with hole pattern 80 x 60 mm



swivel castor

	[mm]	[mm]	[mm]	[mm]	[mm]	[mm]	[mm]	[mm]	[kg]
SHPKKWC080DAU5D0N				9,2	45	120	-	-	180
SHPKKWC100DAU5D0N SHPLKWC100DAU5D0N				9,2 11	45	140	-	-	250
SHPKKWC125DAU5D0N SHPLKWC125DAU5D0N				9,2 11	45	165	-	-	350



swivel castor with total brake

	[mm]	[mm]	[mm]	[mm]	[mm]	[mm]	[mm]	[mm]	[kg]
THPKKWC080DAU5D0N				9,2	45	120	85	-	180
THPKKWC100DAU5D0N THPLKWC100DAU5D0N				9,2 11	45	140	95	-	250
THPKKWC125DAU5D0N THPLKWC125DAU5D0N				9,2 11	45	165	107,5	-	350



fixed castor

	[mm]	[mm]	[mm]	[mm]	[mm]	[mm]	[mm]	[mm]	[kg]
FHPK4WC080DAU5D0N				9,2	-	120	-	-	180
FHPK4WC100DAU5D0N				9,2	-	165	-	-	250
FHPK4WC125DAU5D0N				9,2	-	120	-	-	350



single wheel

	[mm]	[mm]	[mm]	[mm]	∅		[kg]
080DAU5D0N				15	M10	-	180
100DAU5D0N 100DAU5D0N-50				15 12	M10 M8	-	250
125DAU5D0N 125DAU5D0N-50				15 15	M10 M10	-	350

DAU5



SERIES VOZO

rim: polyamide
 tread: polyamide
 axle bearing: double precision ball bearing
 threadguard: without
 load capacity: 300 kg to 700 kg
 wheel diameter: 75 mm to 125 mm
 temperature range: -20°C to +80°C

EXAMPLE FOR APPLICATION

































- various mobile storage and transport devices with high loads
- mechanical engineering
- automotive

HIGHLIGHTS AND ADVANTAGES

- transport of higher load capacities with low heights
- extremely strong housing with hardened ball track
- high load capacity in relation with hole pattern 80 x 60 mm







































swivel castor

								
	[mm]	[mm]	[mm]	[mm]	[mm]	[mm]	[mm]	[kg]
SHPKKWC075V0Z0D0N							-	300
SHPKKWC080V0Z0D0N							-	300
SHPKKWC100V0Z0D0N SHPLKWC100V0Z0D0N							-	500
SHPKKWC125V0Z0D0N SHPLKWC125V0Z0D0N							-	700































swivel castor with total brake

								
	[mm]	[mm]	[mm]	[mm]	[mm]	[mm]	[mm]	[kg]
THPKKWC075V0Z0D0N								300
THPKKWC080V0Z0D0N								300
THPKKWC100V0Z0D0N THPLKWC100V0Z0D0N								500
THPKKWC125V0Z0D0N THPLKWC125V0Z0D0N								700

























fixed castor

								
	[mm]	[mm]	[mm]	[mm]	[mm]	[mm]	[mm]	[kg]
FHPK4WC075V0Z0D0N					-		-	300
FHPK4WC080V0Z0D0N					-		-	300
FHPK4WC100V0Z0D0N					-		-	500
FHPK4WC125V0Z0D0N					-		-	700



single wheel

						
	[mm]	[mm]	[mm]	[mm]	Ø	[kg]
075V0Z0D0N					M10	-
080V0Z0D0N					M10	-
100V0Z0D0N 100V0Z0D0N-50					M10 M10	-
125V0Z0D0N 125V0Z0D0N-50					M10 M10	-

VOZO



CASCO. HEAVY DUTY CASTORS.



HEAVY DUTY CASTORS

Heavy duty castors have a robust and stable construction for the transport of all types of heavy goods and therefore a high load. These castors are available with different housing series depending on the application. They are used e.g. in mechanical engineering, automotive technology, in AGV systems and in industrial plants. They are available with plate attachment.

Directional locks and foot protection are optionally available for these castors.



7-SERIES

	125 mm	160 mm	200 mm
plate	4.0 mm	4.0 mm	4.0 mm
fork	3.0 mm	3.0 mm	3.0 mm
connection	pressed	pressed	pressed
brake version	total back brake	total back brake	total back brake
total height with wheel	164 mm	195 mm	245 mm
dyn. load capacity	300 kg	400 kg	500 kg
directional lock available	✓	✓	✓
accessories	foot protection on demand		



E-SERIES

	125 mm	160 mm	200 mm
plate	5.0 mm	5.0 mm	5.0 mm
fork	4.0 mm	4.0 mm	4.0 mm
connection	pressed	pressed	pressed
brake version	total back brake	total back brake	total back brake
total height with wheel	164 mm	195 mm	245 mm
dyn. load capacity	400 kg	600 kg	700 kg
directional lock available	✓	✓	✓
accessories	foot protection on demand		



K-SERIES

	125 mm	160 mm	200 mm
plate	6.0 mm	6.0 mm	6.0 mm
fork	5.0 mm	5.0 mm	5.0 mm
connection	pressed	pressed	pressed
brake version	total back brake	total back brake	total back brake
total height with wheel	170 mm	202 mm	245 mm
dyn. load capacity	500 kg	800 kg	1.000 kg
directional lock available	✓	✓	✓
accessories	foot protection on demand		












M-SERIES

	125 mm	160 mm	200 mm
plate	5.0 mm	5.0 mm	5.0 mm
fork	4.0 mm	4.0 mm	4.0 mm
connection	pressed	pressed	pressed
brake version	total back brake	total back brake	total back brake
total height with wheel	164 mm	195 mm	245 mm
dyn. load capacity	400 kg	600 kg	700 kg
directional lock available	✓	✓	✓
accessories	foot protection on demand		

HEAVY DUTY CASTORS CONSTRUCTION ON THE POINT

HEAVY DUTY CASTORS AT A GLANCE



- 
SERIES Z4U5
 PA / PU page 110
- 
SERIES BAF2
 aluminium / elastic page 112
- 
SERIES BAF4
 aluminium / elastic page 114
- 
SERIES BAU5
 aluminium / PU page 116
- 
SERIES BAX7
 aluminium / PUlastic page 118
- 
SERIES BAY5
 aluminium / 2-component-PU page 120
- 
SERIES Z0Z0
 PA6 page 122
- 
SERIES I2U5
 cast iron / PU page 124



SERIES Z4U5

rim: polyamide
 tread: polyurethane brown 93-95° shore A
 axle bearing: double precision ball bearing
 threadguard: small plastic threadguard
 load capacity: 300 kg to 500 kg
 wheel diameter: 125 mm to 200 mm
 temperature range: -20°C to +60°C

EXAMPLE FOR APPLICATION

- mechanical engineering
- automotive
- tugger trains

HIGHLIGHTS AND ADVANTAGES

- ergonomic run due to the round tread
- particular resistance to acids, oils and fats
- extremely robust to external influences / impacts



swivel castor

	[mm]	[mm]	[mm]	[mm]	[mm]	[mm]	[mm]	[mm]	[kg]
SHP5EWC125Z4U5D34 SHP5KWC125Z4U5D34 SHP5MWC125Z4U5D34		125	135x110	105x84/76	11	50 54 50	164 170 170	-	300
SHP5EWC160Z4U5D34 SHP5KWC160Z4U5D34 SHP5MWC160Z4U5D34		160	135x110	105x84/76	11	55 55 57	195 202 202	-	400
SHP5EWC200Z4U5D34 SHP5KWC200Z4U5D34 SHP5MWC200Z4U5D34		200	135x110	105x84/76	11	55 55 59	245 245 245	-	500



swivel castor with total brake

	[mm]	[mm]	[mm]	[mm]	[mm]	[mm]	[mm]	[mm]	[kg]
THP5EWC125Z4U5D34 THP5KWC125Z4U5D34		125	135x110	105x84/76	11	55 54	164 170	155 165	300 300
THP5EWC160Z4U5D34 THP5KWC160Z4U5D34		160	135x110	105x84/76	11	55 55	195 202	165 195	400 400
THP5EWC200Z4U5D34 THP5KWC200Z4U5D34		200	135x110	105x84/76	11	55 55	245 245	165 195	500 500



fixed castor

FHP54WC125Z4U5D34 FHP5LWC125Z4U5D34 FHP5MWC125Z4U5D34		125	135x110	105x84/76	11	-	164 170 170	-	300
FHP54WC160Z4U5D34 FHP5LWC160Z4U5D34 FHP5MWC160Z4U5D34		160	135x110	105x84/76	11	-	195 202 202	-	400
FHP54WC200Z4U5D34 FHP5LWC200Z4U5D34 FHP5MWC200Z4U5D34		200	135x110	105x84/76	11	-	245 245 245	-	500



swivel castor with front brake

CHP5MWC125Z4U5D34		125	135x110	105x84/76	11	50	170	117,5	300
CHP5MWC160Z4U5D34		160	135x110	105x84/76	11	57	202	135	400
CHP5MWC200Z4U5D34		200	135x110	105x84/76	11	59	245	155	500



single wheel

	[mm]	[mm]	[mm]	[mm]	∅			[kg]
125Z4U5D34		125	45	60	12	M12	-	300
160Z4U5D34		160	45	60	12	M12	-	400
200Z4U5D34		200	45	60	12	M12	-	500

Z4U5



SERIES BAF2

rim: aluminium
 tread: elastic grey 70-75° shore A
 axle bearing: double precision ball bearing
 threadguard: without
 load capacity: 300 kg to 500 kg
 wheel diameter: 125 mm to 250 mm
 temperature range: -20°C to +80°C

EXAMPLE FOR APPLICATION














- mechanical engineering
- automotive
- tugger trains

HIGHLIGHTS AND ADVANTAGES

- noise-reduced running due to the soft elastic tread
- doesn't leave any marks even at high loads
- extraordinary design







swivel castor

									
	[mm]	[mm]	[mm]	[mm]	[mm]	[mm]	[mm]	[mm]	[kg]
SHP57WC125BAF2D0N SHP5KWC125BAF2D0N SHP5MWC125BAF2D0N		125	135x110	105x84/76	11	50 54 50	164 170 170	-	300
SHP57WC160BAF2D0N SHP5KWC160BAF2D0N SHP5MWC160BAF2D0N		160	135x110	105x84/76	11	55 55 57	195 202 202	-	400
SHP57WC200BAF2D0N SHP5KWC200BAF2D0N SHP5MWC200BAF2D0N		200	135x110	105x84/76	11	55 55 59	245 245 245	-	500
SHP57WC250BAF2D0N		250	135x110	105x84/76	11	65	295	-	300
















fixed castor

FHP53WC125BAF2D0N FHP5LWC125BAF2D0N FHP5MWC125BAF2D0N		125	135x110	105x84/76	11	-	164 170 170	-	300
FHP53WC160BAF2D0N FHP5LWC160BAF2D0N FHP5MWC160BAF2D0N		160	135x110	105x84/76	11	-	195 202 202	-	400
FHP53WC200BAF2D0N FHP5LWC200BAF2D0N FHP5MWC200BAF2D0N		200	135x110	105x84/76	11	-	245 245 245	-	500
FHP53WC250BAF2D0N		250	135x110	105x84/76	11	-	295	-	300






swivel castor with total brake

									
	[mm]	[mm]	[mm]	[mm]	[mm]	[mm]	[mm]	[mm]	[kg]
THP57WC125BAF2D0N THP5KWC125BAF2D0N		125	135x110	105x84/76	11	55 54	164 170	155 165	300
THP57WC160BAF2D0N THP5KWC160BAF2D0N		160	135x110	105x84/76	11	55 55	195 202	165 195	400
THP57WC200BAF2D0N THP5KWC200BAF2D0N		200	135x110	105x84/76	11	55 55	245 245	165 195	500
THP57WC250BAF2D0N		250	135x110	105x84/76	11	65	295	180	500
















swivel castor with front brake

CHP5MWC125BAF2D0N		125	135x110	105x84/76	11	50	170	117,5	300
CHP5MWC160BAF2D0N		160	135x110	105x84/76	11	57	202	135	400
CHP5MWC200BAF2D0N		200	135x110	105x84/76	11	59	245	155	500



single wheel

									
	[mm]	[mm]	[mm]	[mm]	∅				[kg]
125BAF2D0N		125	50	60	20	M12	-	-	300
160BAF2D0N		160	50	60	20	M12	-	-	400
200BAF2D0N		200	50	60	20	M12	-	-	500
250BAF2D0N		200	50	60	20	M12	-	-	500

BAF2



SERIES BAF4

rim: aluminium
 tread: elastic black 70-75° shore A
 axle bearing: double precision ball bearing
 threadguard: without
 load capacity: 300 kg to 500 kg
 wheel diameter: 125 mm to 250 mm
 temperature range: -20°C to +80°C

EXAMPLE FOR APPLICATION














- mechanical engineering
- automotive
- tugger trains

HIGHLIGHTS AND ADVANTAGES

- noise-reduced running due to the soft elastic tread
- conform to REACH and PAH regulations
- extraordinary design







swivel castor

									
	[mm]	[mm]	[mm]	[mm]	[mm]	[mm]	[mm]	[mm]	[kg]
SHP57WC125BAF4D0N SHP5KWC125BAF4D0N SHP5MWC125BAF4D0N		125	135x110	105x84/76	11	50 54 50	164 170 170	-	300
SHP57WC160BAF4D0N SHP5KWC160BAF4D0N SHP5MWC160BAF4D0N		160	135x110	105x84/76	11	55 55 57	195 202 202	-	400
SHP57WC200BAF4D0N SHP5KWC200BAF4D0N SHP5MWC200BAF4D0N		200	135x110	105x84/76	11	55 55 59	245 245 245	-	500
SHP57WC250BAF4D0N		250	135x110	105x84/76	11	65	295	-	300
















fixed castor

FHP53WC125BAF4D0N FHP5LWC125BAF4D0N FHP5MWC125BAF4D0N		125	135x110	105x84/76	11	-	164 170 170	-	300
FHP53WC160BAF4D0N FHP5LWC160BAF4D0N FHP5MWC160BAF4D0N		160	135x110	105x84/76	11	-	195 202 202	-	400
FHP53WC200BAF4D0N FHP5LWC200BAF4D0N FHP5MWC200BAF4D0N		200	135x110	105x84/76	11	-	245 245 245	-	500
FHP53WC250BAF4D0N		250	135x110	105x84/76	11	-	295	-	300






swivel castor with total brake

									
	[mm]	[mm]	[mm]	[mm]	[mm]	[mm]	[mm]	[mm]	[kg]
THP57WC125BAF4D0N THP5KWC125BAF4D0N		125	135x110	105x84/76	11	55 54	164 170	155 165	300
THP57WC160BAF4D0N THP5KWC160BAF4D0N		160	135x110	105x84/76	11	55 55	195 202	165 195	400
THP57WC200BAF4D0N THP5KWC200BAF4D0N		200	135x110	105x84/76	11	55 55	245 245	165 195	500
THP57WC250BAF4D0N		250	135x110	105x84/76	11	65	295	180	500













swivel castor with front brake

CHP5MWC125BAF4D0N		125	135x110	105x84/76	11	50	170	117,5	300
CHP5MWC160BAF4D0N		160	135x110	105x84/76	11	57	202	135	400
CHP5MWC200BAF4D0N		200	135x110	105x84/76	11	59	245	155	500



single wheel

									
	[mm]	[mm]	[mm]	[mm]	∅	[kg]			
125BAF4D0N		125	50	60	20	M12	-	-	300
160BAF4D0N		160	50	60	20	M12	-	-	400
200BAF4D0N		200	50	60	20	M12	-	-	500
250BAF4D0N		200	50	60	20	M12	-	-	500

BAF4



SERIES BAU5

rim: aluminium
 tread: polyurethane brown 93-95° shore A
 axle bearing: double precision ball bearing
 threadguard: without
 load capacity: 500 kg to 800 kg
 wheel diameter: 125 mm to 200 mm
 temperature range: -20°C to +60°C

EXAMPLE FOR APPLICATION

- mechanical engineering
- automotive
- tugger trains

HIGHLIGHTS AND ADVANTAGES

- up to 800 kg load capacity per wheel
- particular resistance to acids, oils and fats
- extremely robust to external influences / impacts



swivel castor

	[mm]	[mm]	[mm]	[mm]	[mm]	[mm]	[mm]	[mm]	[kg]
SHP5EWC125BAU5D0N SHP5KWC125BAU5D0N SHP5MWC125BAU5D0N		125	135x110	105x84/76	11	50 54 50	164 170 170	-	400 500 500
SHP5EWC160BAU5D0N SHP5KWC160BAU5D0N SHP5MWC160BAU5D0N		160	135x110	105x84/76	11	55 55 57	195 202 202	-	600
SHP5EWC200BAU5D0N SHP5KWC200BAU5D0N SHP5MWC200BAU5D0N		200	135x110	105x84/76	11	55 55 59	245 245 245	-	700 800 800



swivel castor with total brake

	[mm]	[mm]	[mm]	[mm]	[mm]	[mm]	[mm]	[mm]	[kg]
THP5EWC125BAU5D0N THP5KWC125BAU5D0N		125	135x110	105x84/76	11	55 54	164 170	155 165	400 500
THP5EWC160BAU5D0N THP5KWC160BAU5D0N		160	135x110	105x84/76	11	55 55	195 202	165 195	600
THP5EWC200BAU5D0N THP5KWC200BAU5D0N		200	135x110	105x84/76	11	55 55	245 245	165 195	700 800



fixed castor

	[mm]	[mm]	[mm]	[mm]	[mm]	[mm]	[mm]	[mm]	[kg]
FHP54WC125BAU5D0N FHP5LWC125BAU5D0N FHP5MWC125BAU5D0N		125	135x110	105x84/76	11	-	164 170 170	-	400 500 500
FHP54WC160BAU5D0N FHP5LWC160BAU5D0N FHP5MWC160BAU5D0N		160	135x110	105x84/76	11	-	195 202 202	-	600
FHP54WC200BAU5D0N FHP5LWC200BAU5D0N FHP5MWC200BAU5D0N		200	135x110	105x84/76	11	-	245 245 245	-	700 800 800



swivel castor with front brake

	[mm]	[mm]	[mm]	[mm]	[mm]	[mm]	[mm]	[mm]	[kg]
CHP5MWC125BAU5D0N		125	135x110	105x84/76	11	50	170	117,5	500
CHP5MWC160BAU5D0N		160	135x110	105x84/76	11	57	202	135	600
CHP5MWC200BAU5D0N		200	135x110	105x84/76	11	59	245	155	800



single wheel

	[mm]	[mm]	[mm]	[mm]	∅			[kg]
125BAU5D0N		125	50	60	20	M12	-	500
160BAU5D0N		160	50	60	20	M12	-	600
200BAU5D0N		200	50	60	20	M12	-	800

BAU5



SERIES BAX7

rim: aluminium
 tread: PUlastic green 75° shore A
 axle bearing: double precision ball bearing
 threadguard: without
 load capacity: 500 kg to 800 kg
 wheel diameter: 125 mm to 200 mm
 temperature range: -20°C to +60°C

EXAMPLE FOR APPLICATION

- mechanical engineering
- automotive
- tugger trains

HIGHLIGHTS AND ADVANTAGES

- up to 800 kg load capacity per wheel
- particular resistance to acids, oils and fats
- elastic damping due to the soft tread



swivel castor

	[mm]	[mm]	[mm]	[mm]	[mm]	[mm]	[mm]	[mm]	[kg]
SHP5EWC125BAX7D0N SHP5KWC125BAX7D0N SHP5MWC125BAX7D0N		125	135x110	105x84/76	11	50 54 50	164 170 170	-	400 500 500
SHP5EWC160BAX7D0N SHP5KWC160BAX7D0N SHP5MWC160BAX7D0N		160	135x110	105x84/76	11	55 55 57	195 202 202	-	600
SHP5EWC200BAX7D0N SHP5KWC200BAX7D0N SHP5MWC200BAX7D0N		200	135x110	105x84/76	11	55 55 59	245 245 245	-	700 800 800



swivel castor with total brake

	[mm]	[mm]	[mm]	[mm]	[mm]	[mm]	[mm]	[mm]	[kg]
THP5EWC125BAX7D0N THP5KWC125BAX7D0N		125	135x110	105x84/76	11	55 54	164 170	155 165	400 500
THP5EWC160BAX7D0N THP5KWC160BAX7D0N		160	135x110	105x84/76	11	55 55	195 202	165 195	600
THP5EWC200BAX7D0N THP5KWC200BAX7D0N		200	135x110	105x84/76	11	55 55	245 245	165 195	700 800



swivel castor with front brake

CHP5MWC125BAX7D0N		125	135x110	105x84/76	11	50	170	117,5	500
CHP5MWC160BAX7D0N		160	135x110	105x84/76	11	57	202	135	600
CHP5MWC200BAX7D0N		200	135x110	105x84/76	11	59	245	155	800



fixed castor

FHP54WC125BAX7D0N FHP5LWC125BAX7D0N FHP5MWC125BAX7D0N		125	135x110	105x84/76	11	-	164 170 170	-	400 500 500
FHP54WC160BAX7D0N FHP5LWC160BAX7D0N FHP5MWC160BAX7D0N		160	135x110	105x84/76	11	-	195 202 202	-	600
FHP54WC200BAX7D0N FHP5LWC200BAX7D0N FHP5MWC200BAX7D0N		200	135x110	105x84/76	11	-	245 245 245	-	700 800 800



single wheel

	[mm]	[mm]	[mm]	[mm]	∅			[kg]
125BAX7D0N		125	50	60	20	M12	-	500
160BAX7D0N		160	50	60	20	M12	-	600
200BAX7D0N		200	50	60	20	M12	-	800

BAX7





SERIES BAY5

rim: aluminium
 tread: PUlastic green 75° shore A / PU brown 93-95° shore A
 axle bearing: double precision ball bearing
 threadguard: without
 load capacity: 500 kg to 800 kg
 wheel diameter: 125 mm to 200 mm
 temperature range: -20°C to +60°C

EXAMPLE FOR APPLICATION

- mechanical engineering
- automotive
- tugger trains

HIGHLIGHTS AND ADVANTAGES

- up to 800 kg load capacity per wheel
- particular resistance to acids, oils and fats
- damping running performance due to the innovative 2-component-technique



swivel castor

	[mm]	[mm]	[mm]	[mm]	[mm]	[mm]	[mm]	[mm]	[kg]
SHP5EWC125BAY5D0N SHP5KWC125BAY5D0N SHP5MWC125BAY5D0N		125	135x110	105x84/76	11	50 54 50	164 170 170	-	400 500 500
SHP5EWC160BAY5D0N SHP5KWC160BAY5D0N SHP5MWC160BAY5D0N		160	135x110	105x84/76	11	55 55 57	195 202 202	-	600
SHP5EWC200BAY5D0N SHP5KWC200BAY5D0N SHP5MWC200BAY5D0N		200	135x110	105x84/76	11	55 55 59	245 245 245	-	700 800 800



swivel castor with total brake

	[mm]	[mm]	[mm]	[mm]	[mm]	[mm]	[mm]	[mm]	[kg]
THP5EWC125BAY5D0N THP5KWC125BAY5D0N		125	135x110	105x84/76	11	55 54	164 170	155 165	400 500
THP5EWC160BAY5D0N THP5KWC160BAY5D0N		160	135x110	105x84/76	11	55 55	195 202	165 195	600
THP5EWC200BAY5D0N THP5KWC200BAY5D0N		200	135x110	105x84/76	11	55 55	245 245	165 195	700 800



fixed castor

	[mm]	[mm]	[mm]	[mm]	[mm]	[mm]	[mm]	[mm]	[kg]
FHP54WC125BAY5D0N FHP5LWC125BAY5D0N FHP5MWC125BAY5D0N		125	135x110	105x84/76	11	-	164 170 170	-	400 500 500
FHP54WC160BAY5D0N FHP5LWC160BAY5D0N FHP5MWC160BAY5D0N		160	135x110	105x84/76	11	-	195 202 202	-	600
FHP54WC200BAY5D0N FHP5LWC200BAY5D0N FHP5MWC200BAY5D0N		200	135x110	105x84/76	11	-	245 245 245	-	700 800 800



swivel castor with front brake

CHP5MWC125BAY5D0N		125	135x110	105x84/76	11	50	170	117,5	500
CHP5MWC160BAY5D0N		160	135x110	105x84/76	11	57	202	135	600
CHP5MWC200BAY5D0N		200	135x110	105x84/76	11	59	245	155	800



single wheel

	[mm]	[mm]	[mm]	[mm]	∅			[kg]
125BAY5D0N		125	50	60	20	M12	-	500
160BAY5D0N		160	50	60	20	M12	-	600
200BAY5D0N		200	50	60	20	M12	-	800

BAY5



SERIES Z0Z0

rim: polyamide PA6
 tread: polyamide PA6
 axle bearing: double precision ball bearing
 threadguard: without
 load capacity: 400 kg to 1000 kg
 wheel diameter: 125 mm to 200 mm
 temperature range: -40°C to +80°C

EXAMPLE FOR APPLICATION














- mechanical engineering
- automotive
- tugger trains

HIGHLIGHTS AND ADVANTAGES

- up to 1000 kg load capacity per wheel
- particular resistance to acids, oils and fats
- perfect roll resistance







swivel castor

									
	[mm]	[mm]	[mm]	[mm]	[mm]	[mm]	[mm]	[mm]	[kg]
SHP5EWC125Z0Z0D0N SHP5KWC125Z0Z0D0N SHP5MWC125Z0Z0D0N		125	135x110	105x84/76	11	50 54 50	164 170 170	-	400 500 700
SHP5EWC150Z0Z0D0N SHP5KWC150Z0Z0D0N SHP5MWC150Z0Z0D0N		150	135x110	105x84/76	11	55 55 57	190 197 197	-	600 800 800
SHP5EWC160Z0Z0D0N SHP5KWC160Z0Z0D0N SHP5MWC160Z0Z0D0N		160	135x110	105x84/76	11	55 55 57	195 202 202	-	600 800 800
SHP5EWC200Z0Z0D0N SHP5KWC200Z0Z0D0N SHP5MWC200Z0Z0D0N		200	135x110	105x84/76	11	55 55 59	245 245 245	-	700 1000 1000
















fixed castor

FHP54WC125Z0Z0D0N FHP5LWC125Z0Z0D0N FHP5MWC125Z0Z0D0N		125	135x110	105x84/76	11	-	164 170 170	-	400 500 700
FHP54WC150Z0Z0D0N FHP5LWC150Z0Z0D0N FHP5MWC150Z0Z0D0N		150	135x110	105x84/76	11	-	190 197 197	-	600 800 800
FHP54WC160Z0Z0D0N FHP5LWC160Z0Z0D0N FHP5MWC160Z0Z0D0N		160	135x110	105x84/76	11	-	195 202 202	-	600 800 800
FHP54WC200Z0Z0D0N FHP5LWC200Z0Z0D0N FHP5MWC200Z0Z0D0N		200	135x110	105x84/76	11	-	245 245 245	-	700 1000 1000







swivel castor with total brake

									
	[mm]	[mm]	[mm]	[mm]	[mm]	[mm]	[mm]	[mm]	[kg]
THP5EWC125Z0Z0D0N THP5KWC125Z0Z0D0N		125	135x110	105x84/76	11	55 54	164 170	155 165	400 500
THP5EWC150Z0Z0D0N THP5KWC150Z0Z0D0N		150	135x110	105x84/76	11	55 55	195 202	165 195	600 800
THP5EWC160Z0Z0D0N THP5KWC160Z0Z0D0N		160	135x110	105x84/76	11	55 55	245 245	165 195	600 800
THP5EWC200Z0Z0D0N THP5KWC200Z0Z0D0N		200	135x110	105x84/76	11	55 55	245 245	165 195	700 1000
















swivel castor with front brake

CHP5MWC125Z0Z0D0N		125	135x110	105x84/76	11	50	170	117,5	700
CHP5MWC150Z0Z0D0N		150	135x110	105x84/76	11	57	197	135	800
CHP5MWC160Z0Z0D0N		160	135x110	105x84/76	11	57	202	135	800
CHP5MWC200Z0Z0D0N		200	135x110	105x84/76	11	59	245	155	1000



single wheel

									
	[mm]	[mm]	[mm]	[mm]	∅				[kg]
125Z0Z0D0N		125	50	60	20	M12	-	-	700
150Z0Z0D0N		150	50	60	20	M12	-	-	500
160Z0Z0D0N		160	50	60	20	M12	-	-	800
200Z0Z0D0N		200	50	60	20	M12	-	-	1000

0Z0Z



SERIES I2U5

rim: cast iron
 tread: polyurethane brown 93° shore A
 axle bearing: double precision ball bearing
 threadguard: without
 load capacity: 500 kg to 1000 kg
 wheel diameter: 125 mm to 200 mm
 temperature range: -20°C to +60°C

EXAMPLE FOR APPLICATION

- mechanical engineering
- automotive
- tugger trains

HIGHLIGHTS AND ADVANTAGES

- up to 1000 kg load capacity per wheel
- particular resistance to acids, oils and fats
- extremely robust to external influences / impacts



swivel castor

	[mm]	[mm]	[mm]	[mm]	[mm]	[mm]	[mm]	[mm]	[kg]
SHP5EWC125I2U5D0N SHP5KWC125I2U5D0N SHP5MWC125I2U5D0N		125	135x110	105x84/76	11	50 54 50	164 170 170	-	400 500 700
SHP5EWC160I2U5D0N SHP5KWC160I2U5D0N SHP5MWC160I2U5D0N		150	135x110	105x84/76	11	55 55 57	195 202 202	-	600 800 800
SHP5EWC200I2U5D0N SHP5KWC200I2U5D0N SHP5MWC200I2U5D0N		160	135x110	105x84/76	11	55 55 57	245 245 245	-	700 1000 1000



fixed castor

FHP54WC125I2U5D0N FHP5LWC125I2U5D0N FHP5MWC125I2U5D0N		125	135x110	105x84/76	11	-	164 170 170	-	400 500 700
FHP54WC160I2U5D0N FHP5LWC160I2U5D0N FHP5MWC160I2U5D0N		150	135x110	105x84/76	11	-	195 202 202	-	600 800 800
FHP54WC200I2U5D0N FHP5LWC200I2U5D0N FHP5MWC200I2U5D0N		160	135x110	105x84/76	11	-	245 245 245	-	700 1000 1000



swivel castor with total brake

	[mm]	[mm]	[mm]	[mm]	[mm]	[mm]	[mm]	[mm]	[kg]
THP5EWC125I2U5D0N THP5KWC125I2U5D0N		125	135x110	105x84/76	11	55 54	164 170	155 165	400 500
THP5EWC160I2U5D0N THP5KWC160I2U5D0N		160	135x110	105x84/76	11	55 55	195 202	165 195	600 800
THP5EWC200I2U5D0N THP5KWC200I2U5D0N		200	135x110	105x84/76	11	55 55	245 245	165 195	700 1000



CHP5MWC125I2U5D0N		125	135x110	105x84/76	11	50	170	117,5	700
CHP5MWC160I2U5D0N		160	135x110	105x84/76	11	57	202	135	800
CHP5MWC200I2U5D0N		200	135x110	105x84/76	11	59	245	155	1000



single wheel

	[mm]	[mm]	[mm]	[mm]	∅		[kg]
125I2U5D0N		125	50	60	20	M12	700
160I2U5D0N		150	50	60	20	M12	800
200I2U5D0N		200	50	60	20	M12	1000



CASCOO. STAINLESS STEEL CASTORS.

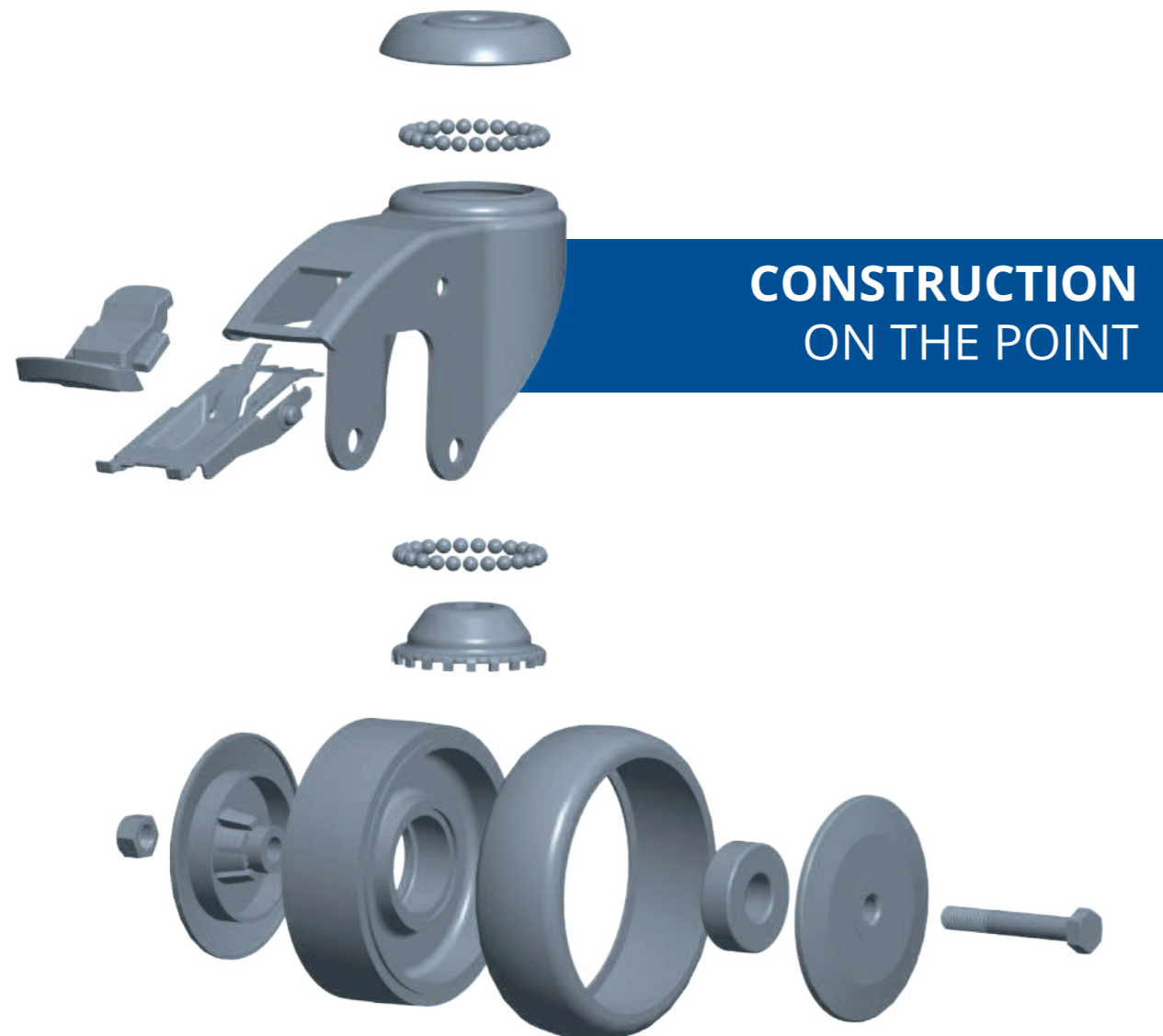








STAINLESS STEEL CASTORS

Due to their special properties, stainless steel castors are required in many different branches of industry. The robust material of the castors ensures a special resilience. In addition, stainless steel is less sensitive to aggressive floor soap and is easy to clean due to the smooth surface - stainless steel castors are therefore also perfect for hygienic purposes! For these reasons, swivel castors or fixed castors made of stainless steel are often used in the food industry, in bakeries, canteen kitchens, catering companies and for the direct food transport as well. In addition, a wide variety of laboratories, medical technology companies, hospitals, rescue services and the computer and electrical industry also use hygienic stainless steel castors.

These castors are available with plate and bolt hole attachment.

STAINLESS STEEL CASTORS AT A GLANCE



- 
SERIES P2T2
 PP / TPR
 light apparatus page 128
- 
SERIES P2T2
 PP / TPR
 heavy apparatus page 130
- 
SERIES N0N0
 PA page 132
- 
SERIES N2U6
 PA / TPU page 134
- 
SERIES R4E2
 PA / elastic page 136
- 
SERIES P2W2
 PA / TPR page 138



SERIES BAU5


rim: polypropylene
 tread: thermoplastic rubber 95° shore A
 axle bearing: plain bearing / ball bearing stainless steel
 threadguard: without / full covering plastic threadguard
 load capacity: 50 kg to 75 kg
 wheel diameter: 50 mm to 75 mm
 temperature range: -20°C to +60°C

EXAMPLE FOR APPLICATION












- food industry
- rack trolleys
- transport containers in canteen kitchens


HIGHLIGHTS AND ADVANTAGES

- stainless steel version for longlife service
- noise-reduced running on all surfaces
- sufficient resilience for light applications















swivel castor

									
	[mm]	[mm]	[mm]	[mm]	[mm]	[mm]	[mm]	[mm]	[kg]
SAPAQS0050P2T2LON SAPAQS0050P2T2S42		50	60X60	48/39X48/39	6,3	25	70	-	50
SAPAQS0075P2T2LON SAPAQS0075P2T2S42		75	60X60	48/38X48/38	6,3	25	100	-	75















swivel castor

									
	[mm]	[mm]	[mm]	[mm]	[mm]	[mm]	[mm]	[mm]	[kg]
FAPBCS0050P2T2LON FAPBCS0050P2T2S42		50	55X55	44/38.5X44/38.5	6,3	-	70	-	50
FAPCCS0075P2T2LON FAPCCS0075P2T2S42		75	67X60	48/40X48/40	6,3	-	100	-	75















swivel castor with total brake

									
	[mm]	[mm]	[mm]	[mm]	[mm]	[mm]	[mm]	[mm]	[kg]
TAPAQSO050P2T2LON TAPAQSO050P2T2S42		50	60X60	48/39X48/39	6,3	25	70	80	50
TAPAQSO075P2T2LON TAPAQSO075P2T2S42		75	60X60	48/38X48/38	6,3	25	100	80	75















bolt hole swivel castor

									
	[mm]	[mm]	[mm]	[mm]	[mm]	[mm]	[mm]	[mm]	[kg]
HAH1QS0050P2T2LON HAH1QS0050P2T2S42		50	11	-	-	25	70	-	50
HAH1QS0075P2T2LON HAH1QS0075P2T2S42		75	11	-	-	25	100	-	75














bolt hole swivel castor with total brake

									
	[mm]	[mm]	[mm]	[mm]	[mm]	[mm]	[mm]	[mm]	[kg]
BAH1QS0050P2T2LON BAH1QS0050P2T2S42		50	11	-	-	25	70	-	50
BAH1QS0075P2T2LON BAH1QS0075P2T2S42		75	11	-	-	25	100	-	75



single wheel

									
	[mm]	[mm]	[mm]	[mm]	∅				[kg]
050P2T2LON 050P2T2S42		50	19	22	8/6	M6	-	-	50
075P2T2LON 075P2T2S42		75	25	28	8/6	M6	-	-	75

P2T2



SERIES P2T2

rim: polypropylene
 tread: thermoplastic rubber 95° shore A
 axle bearing: plain bearing in stainless steel
 threadguard: without
 load capacity: 80 kg to 100 kg
 wheel diameter: 80 mm to 125 mm
 temperature range: -20°C to +60°C

EXAMPLE FOR APPLICATION

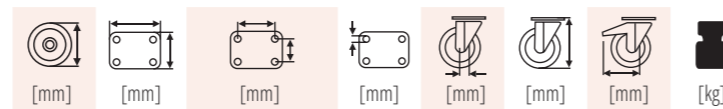
- food industry
- rack trolleys
- transport containers in canteen kitchens

HIGHLIGHTS AND ADVANTAGES

- stainless steel version for longlife service
- noise-reduced running on all surfaces
- sufficient resilience for light applications



swivel castor



		[mm]	[mm]	[mm]	[mm]	[mm]	[mm]	[mm]	[kg]
SAPE9S0080P2T2LON	≡	80	77x67	61.5/56x51.5/46.5	8,5	37	111	-	80
SAPE2S0100P2T2LON	≡	100	77x67	61.5/56x51.5/46.5	8,5	37	135	-	100
SAPE2S0125P2T2LON SAPJ9S0125P2T2LON	≡	125	77x67 95x70	61.5/56x51.5/46.5 75x50	8,5 11	40	160	-	100



Bolt hole swivel castor



		[mm]	[mm]			[mm]	[mm]	[mm]	[kg]
HAH19S0080P2T2LON	≡	80	11	-	-	37	111	-	80
HAH12S0100P2T2LON	≡	100	11	-	-	37	135	-	100
HAH12S0125P2T2LON	≡	125	11	-	-	40	160	-	100



fixed castor

		[mm]	[mm]	[mm]	[mm]				[kg]
FAPE9S0080P2T2LON	≡	80	77x67	61.5/56x51.5/46.5	8,5	-	111	-	80
FAPE6S0100P2T2LON	≡	100	77x67	61.5/56x51.5/46.5	8,5	-	135	-	100
FAPE6S0125P2T2LON FAPJ9S0125P2T2LON	≡	125	77x67 95x70	61.5/56x51.5/46.5 75x50	8,5 11	-	160	-	100



Bolt hole swivel castor with total brake

		[mm]	[mm]			[mm]	[mm]	[mm]	[kg]
BAH19S0080P2T2LON	≡	80	11	-	-	36	111	108	80
BAH12S0100P2T2LON	≡	100	11	-	-	36	135	108	100
BAH12S0125P2T2LON	≡	125	11	-	-	36	160	108	100



swivel castor with total brake

		[mm]	[mm]	[mm]	[mm]	[mm]	[mm]	[mm]	[kg]
TAPE9S0080P2T2LON	≡	80	77x67	61.5/56x51.5/46.5	8,5	36	111	108	80
TAPE2S0100P2T2LON	≡	100	77x67	61.5/56x51.5/46.5	8,5	36	135	108	100
TAPE2S0125P2T2LON TAPJ9S0125P2T2LON	≡	125	77x67 95x70	61.5/56x51.5/46.5 75x50	8,5 11	36	160	108	100



single wheel



		[mm]	[mm]	[mm]	[mm]	∅			[kg]
080P2T2LON	≡	80	32	36	12	M8	-	-	80
100P2T2LON	≡	100	32	36	12	M8	-	-	100
125P2T2LON	≡	125	32	36	12	M8	-	-	100

P2T2



SERIES NONO

rim: polyamide
 tread: polyamide
 axle bearing: plain bearing in stainless steel
 threadguard: without
 load capacity: 130 kg to 300 kg
 wheel diameter: 80 mm to 200 mm
 temperature range: -40°C to +80°C

EXAMPLE FOR APPLICATION

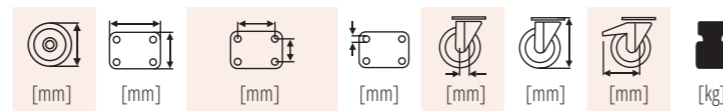
- food industry
- rack trolleys
- transport containers in canteen kitchens

HIGHLIGHTS AND ADVANTAGES

- stainless steel version for longlife service
- durable and strong all-rounder
- suitable at low and high temperatures



swivel castor



		[mm]	[mm]	[mm]	[mm]	[mm]	[mm]	[mm]	[kg]
SIP26SC080NONO LON	≡	80	96x80	80/77x60	9	36	108	-	130
SIP26SC100NONO LON	≡	100	96x80	80/77x60	9	36	128	-	150
SIP36SC125NONO LON	≡	125	96x80	80/77x60	9	40	155	-	200
SIP50SC160NONO LON	≡	160	135x110	105x76/84	11	55	195	-	300
SIP50SC200NONO LON	≡	200	135x110	105x76/84	11	55	235	-	300



bolt hole swivel castor



		[mm]	[mm]			[mm]	[mm]	[mm]	[kg]
HIH36SC080NONO LON	≡	80	13	-	-	36	106	-	130
HIH36SC100NONO LON	≡	100	13	-	-	36	126	-	150
HIH86SC125NONO LON	≡	125	13	-	-	40	153	-	200
HIH90SC160NONO LON	≡	160	13	-	-	55	190	-	300
HIH90SC200NONO LON	≡	200	13	-	-	55	230	-	300



fixed castor

FIP22SC080NONO LON	≡	80	96x80	80/77x60	9	36	108	-	130
FIP22SC100NONO LON	≡	100	96x80	80/77x60	9	36	128	-	150
FIP32SC125NONO LON	≡	125	96x80	80/77x60	9	40	155	-	200
FIP55SC160NONO LON	≡	160	135x110	105x76/84	11	55	195	-	300
FIP55SC200NONO LON	≡	200	135x110	105x76/84	11	55	235	-	300



bolt hole swivel castor with total brake

BIH36SC080NONO LON	≡	80	13	-	-	36	106	-	130
BIH36SC100NONO LON	≡	100	13	-	-	36	126	-	150
BIH86SC125NONO LON	≡	125	13	-	-	40	153	-	200
BIH90SC160NONO LON	≡	160	13	-	-	55	190	-	300
BIH90SC200NONO LON	≡	200	13	-	-	55	230	-	300



swivel castor with total brake

TIP26SC080NONO LON	≡	80	96x80	80/77x60	9	36	108	-	130
TIP26SC100NONO LON	≡	100	96x80	80/77x60	9	36	128	-	150
TIP36SC125NONO LON	≡	125	96x80	80/77x60	9	40	155	-	200
TIP50SC160NONO LON	≡	160	135x110	105x76/84	11	55	195	-	300
TIP50SC200NONO LON	≡	200	135x110	105x76/84	11	55	235	-	300



single wheel



		[mm]	[mm]	[mm]	[mm]	∅		[kg]
080NONO LON	≡	80	34	40	12	M8	-	130
100NONO LON	≡	100	36	40	12	M8	-	150
125NONO LON	≡	125	32	50	12	M8	-	200
160NONO LON	≡	160	50	59	20	M12	-	300
200NONO LON	≡	200	50	59	20	M12	-	300

NONO



SERIES NONO

rim: polyamide
 tread: thermoplastic polyurethane 95° shore A
 axle bearing: plain bearing/roller bearing in stainless steel
 threadguard: without
 load capacity: 130 kg to 300 kg
 wheel diameter: 80 mm to 200 mm
 temperature range: -40°C to +80°C

EXAMPLE FOR APPLICATION

- food industry
- rack trolleys
- transport containers in canteen kitchens

HIGHLIGHTS AND ADVANTAGES

- stainless steel version for longlife service
- noise-reduced running due to the slightly elastic tread
- particular resistance to acids, oils and fats



swivel castor

	[mm]	[mm]	[mm]	[mm]	[mm]	[mm]	[mm]	[kg]
SIP26SC080N2U6LON SIP26SC080N2U6QON	80	96x80	80/77x60	9	36	108	-	130
SIP26SC100N2U6LON SIP26SC100N2U6QON	100	96x80	80/77x60	9	36	128	-	150
SIP36SC125N2U6LON SIP36SC125N2U6QON	125	96x80	80/77x60	9	40	155	-	200
SIP50SC160N2U6LON SIP50SC160N2U6QON	160	135x110	105x76/84	11	55	195	-	300
SIP50SC200N2U6LON SIP50SC200N2U6QON	200	135x110	105x76/84	11	55	235	-	300



fixed castor

FIP22SC080N2U6LON FIP22SC080N2U6QON	80	96x80	80/77x60	9	36	108	-	130
FIP22SC100N2U6LON FIP22SC100N2U6QON	100	96x80	80/77x60	9	36	128	-	150
FIP32SC125N2U6LON FIP32SC125N2U6QON	125	96x80	80/77x60	9	40	155	-	200
FIP55SC160N2U6LON FIP55SC160N2U6QON	160	135x110	105x76/84	11	55	195	-	300
FIP55SC200N2U6LON FIP55SC200N2U6QON	200	135x110	105x76/84	11	55	235	-	300



swivel castor with total brake

TIP26SC080N2U6LON TIP26SC080N2U6QON	80	96x80	80/77x60	9	36	108	-	130
TIP26SC100N2U6LON TIP26SC100N2U6QON	100	96x80	80/77x60	9	36	128	-	150
TIP36SC125N2U6LON TIP36SC125N2U6QON	125	96x80	80/77x60	9	40	155	-	200
TIP50SC160N2U6LON TIP50SC160N2U6QON	160	135x110	105x76/84	11	55	195	-	300
TIP50SC200N2U6LON TIP50SC200N2U6QON	200	135x110	105x76/84	11	55	235	-	300



bolt hole swivel castor

	[mm]	[mm]	[mm]	[mm]	[mm]	[mm]	[mm]	[kg]
HIH36SC080N2U6LON HIH36SC080N2U6QON	80	13	-	-	36	106	-	130
HIH36SC100N2U6LON HIH36SC100N2U6QON	100	13	-	-	36	126	-	150
HIH86SC125N2U6LON HIH86SC125N2U6QON	125	13	-	-	40	153	-	200
HIH90SC160N2U6LON HIH90SC160N2U6QON	160	13	-	-	55	190	-	300
HIH90SC200N2U6LON HIH90SC200N2U6QON	200	13	-	-	55	230	-	300



bolt hole swivel castor with total brake

BIH36SC080N2U6LON BIH36SC080N2U6QON	80	13	-	-	36	106	-	130
BIH36SC100N2U6LON BIH36SC100N2U6QON	100	13	-	-	36	126	-	150
BIH86SC125N2U6LON BIH86SC125N2U6QON	125	13	-	-	40	153	-	200
BIH90SC160N2U6LON BIH90SC160N2U6QON	160	13	-	-	55	190	-	300
BIH90SC200N2U6LON BIH90SC200N2U6QON	200	13	-	-	55	230	-	300



single wheel

	[mm]	[mm]	[mm]	[mm]	∅		[kg]
080N2U6LON 080N2U6QON	80	34	40	12	M8	-	130
100N2U6LON 100N2U6QON	100	36	40	12	M8	-	150
125N2U6LON 125N2U6QON	125	32	50	12	M8	-	200
160N2U6LON 160N2U6QON	160	50	59	20	M12	-	300
200N2U6LON 200N2U6QON	200	50	59	20	M12	-	300

N2U6



SERIES R4E2

rim: polyamide
 tread: elastic grey 65° shore A
 axle bearing: roller bearing / ball bearing in stainless steel
 threadguard: without/small plastic threadguard
 load capacity: 150 kg to 300 kg
 wheel diameter: 100 mm to 200 mm
 temperature range: -20°C to +80°C

EXAMPLE FOR APPLICATION

- food industry
- rack trolleys
- transport containers in canteen kitchens

HIGHLIGHTS AND ADVANTAGES

- stainless steel version for longlife service
- low-noise running on all surfaces
- ball bearing as axle bearing for improved rolling resistance



swivel castor

	[mm]	[mm]	[mm]	[mm]	[mm]	[mm]	[mm]	[kg]
SIP26SC100R4E2Q0N SIP26SC100R4ES34	100	96x80	80/77x60	9	36	128	-	150
SIP36SC125R4E2Q0N SIP36SC125R4ES34	125	96x80	80/77x60	9	40	155	-	200
SIP50SC160R4E2Q0N SIP50SC160R4ES34	160	135x110	105x76/84	11	55	195	-	300
SIP50SC200R4E2Q0N SIP50SC200R4ES34	200	135x110	105x76/84	11	55	235	-	300



fixed stor

SIP26SC100R4E2Q0N SIP26SC100R4ES34	100	96x80	80/77x60	9	-	128	-	150
SIP36SC125R4E2Q0N SIP36SC125R4ES34	125	96x80	80/77x60	9	-	155	-	200
SIP50SC160R4E2Q0N SIP50SC160R4ES34	160	135x110	105x76/84	11	-	195	-	300
SIP50SC200R4E2Q0N SIP50SC200R4ES34	200	135x110	105x76/84	11	-	235	-	300



swivel castor with total brake

FIP22SC100R4E2Q0N FIP22SC100R4E2S34	100	96x80	80/77x60	9	-	128	-	150
FIP32SC125R4E2Q0N FIP32SC125R4E2S34	125	96x80	80/77x60	9	-	155	-	200
FIP55SC160R4E2Q0N FIP55SC160R4E2S34	160	135x110	105x76/84	11	-	195	-	300
FIP55SC200R4E2Q0N FIP55SC200R4E2S34	200	135x110	105x76/84	11	-	235	-	300



bolt hole swivel castor

	[mm]	[mm]	[mm]	[mm]	[mm]	[mm]	[mm]	[kg]
HIH36SC100R4E2Q0N HIH36SC100R4E2S34	100	13	-	-	36	126	-	150
HIH86SC125R4E2Q0N HIH86SC125R4E2S34	125	13	-	-	40	153	-	200
HIH90SC160R4E2Q0N HIH90SC160R4E2S34	160	13	-	-	55	190	-	300
HIH90SC200R4E2Q0N HIH90SC200R4E2S34	200	13	-	-	55	230	-	300



bolt hole swivel castor with total brake

BIH36SC100R4E2Q0N BIH36SC100R4E2S34	100	13	-	-	36	126	115	150
BIH86SC125R4E2Q0N BIH86SC125R4E2S34	125	13	-	-	40	153	120	200
BIH90SC160R4E2Q0N BIH90SC160R4E2S34	160	13	-	-	55	190	165	300
BIH90SC200R4E2Q0N BIH90SC200R4E2S34	200	13	-	-	55	230	165	300



single wheel

	[mm]	[mm]	[mm]	[mm]	∅		[kg]
100R4E2Q0N 100R4E2S34	100	35	40	12 8	M8	-	160
125R4E2Q0N 125R4E2S34	125	38	50	12 8	M8	-	200
160R4E2Q0N 160R4E2S34	160	50	59	20 12	M12	-	300
200R4E2Q0N 200R4E2S34	200	50	59	20 12	M12	-	350

R4E2



SERIES P2W2

rim: polypropylene
 tread: thermoplastic rubber 85°/95° shore A
 axle bearing: plain bearing in stainless steel
 threadguard: without
 load capacity: 80 kg to 200 kg
 wheel diameter: 80 mm to 200 mm
 temperature range: -20°C to +60°C

EXAMPLE FOR APPLICATION

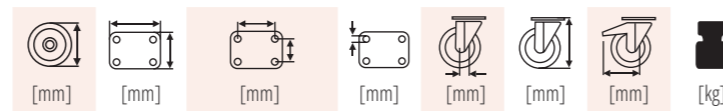
- food industry
- rack trolleys
- transport containers in canteen kitchens

HIGHLIGHTS AND ADVANTAGES

- stainless steel version for longlife service
- noise-reduced running on all surfaces
- sufficient resilience for light applications



swivel castor



		[mm]	[mm]	[mm]	[mm]	[mm]	[mm]	[mm]	[kg]
SIP26SC080P2W2L0N	≡	80	96x80	80/77x60	9	36	108	-	80
SIP26SC100P2W2L0N	≡	100	96x80	80/77x60	9	36	128	-	100
SIP36SC125P2W2L0N	≡	125	96x80	80/77x60	9	40	155	-	100
SIP50SC160P2V2L0N	≡	160	135x110	105x76/84	11	55	195	-	200
SIP50SC200P2V2L0N	≡	200	135x110	105x76/84	11	55	235	-	200



bolt hole swivel castor



		[mm]	[mm]	[mm]	[mm]	[mm]	[mm]	[mm]	[kg]
HIH36SC080P2W2L0N	≡	80	13	-	-	36	106	-	80
HIH36SC100P2W2L0N	≡	100	13	-	-	36	126	-	100
HIH86SC125P2W2L0N	≡	125	13	-	-	40	153	-	100
HIH90SC160P2V2L0N	≡	160	13	-	-	55	190	-	200
HIH90SC200P2V2L0N	≡	200	13	-	-	55	230	-	200



fixed castor

		[mm]	[mm]	[mm]	[mm]	[mm]	[mm]	[mm]	[kg]
FIP22SC080P2W2L0N	≡	80	96x80	80/77x60	9	-	108	-	80
FIP22SC100P2W2L0N	≡	100	96x80	80/77x60	9	-	128	-	100
FIP32SC125P2W2L0N	≡	125	96x80	80/77x60	9	-	155	-	100
FIP55SC160P2V2L0N	≡	160	135x110	105x76/84	11	-	195	-	200
FIP55SC200P2V2L0N	≡	200	135x110	105x76/84	11	-	235	-	200



bolt hole swivel castor with total brake

		[mm]	[mm]	[mm]	[mm]	[mm]	[mm]	[mm]	[mm]	[kg]
BIH36SC080P2W2L0N	≡	80	13	-	-	36	106	115	-	80
BIH36SC100P2W2L0N	≡	100	13	-	-	36	126	115	-	100
BIH86SC125P2W2L0N	≡	125	13	-	-	40	153	120	-	100
BIH90SC160P2V2L0N	≡	160	13	-	-	55	190	165	-	200
BIH90SC200P2V2L0N	≡	200	13	-	-	55	230	165	-	200



swivel castor with total brake

		[mm]	[mm]	[mm]	[mm]	[mm]	[mm]	[mm]	[mm]	[kg]
TIP26SC080P2W2L0N	≡	80	96x80	80/77x60	9	36	108	115	-	80
TIP26SC100P2W2L0N	≡	100	96x80	80/77x60	9	36	128	115	-	100
TIP36SC125P2W2L0N	≡	125	96x80	80/77x60	9	40	155	120	-	100
TIP50SC160P2V2L0N	≡	160	135x110	105x76/84	11	55	195	165	-	200
TIP50SC200P2V2L0N	≡	200	135x110	105x76/84	11	55	235	165	-	200



single wheel



		[mm]	[mm]	[mm]	[mm]	∅	[mm]	[mm]	[mm]	[kg]
080P2W2L0N	≡	80	30	40	12	M8	-	-	-	80
100P2W2L0N	≡	100	32	40	12	M8	-	-	-	100
125P2W2L0N	≡	125	32	50	12	M8	-	-	-	100
160P2V2L0N	≡	160	40	59	20	M12	-	-	-	200
200P2V2L0N	≡	200	48	59	20	M12	-	-	-	200

P2W2



CASCOO. WASTE BIN CASTORS.









WASTE BIN CASTORS

Waste bin castors are used at small private rubbish bins up to large public rubbish containers. Due to the robust shape and characteristics the sometimes bulky containers can be moved quickly and easily to the side of the road and, after emptying, back to their parking space. In order to be able to withstand the regular loads without any problems, waste bins must be equipped with strong, durable and weather-resistant castors.

WASTE BIN CASTORS AT A GLANCE









nose wheel for two-wheel-bins

	 [mm]	 [mm]				 [kg]
200P4S4Z0N	200	50				100






solid steel axle two-wheel-bins

	 [mm]	 [mm]				
A460S0	460	21.5				
A552S0	552	21.5				






semi-hollow axle two-wheel-bins

	[mm]	[mm]	[mm]			
A460SE20	460	21.5	2.0			
A552SE20	552	21.5	2.0			



hollow axle two-wheel-bins

	[mm]	[mm]	[mm]			
A460H018	460	21.5	1.5			
A552H018	552	21.5	1.5			
A460H025	460	21.5	2.5			
A552H025	552	21.5	2.5			



SERIES P4S4
PP / solid rubber

page 144



SERIES SBS4
steel rim / solid rubber

page 146



SERIES BAF4
aluminium / elastic

page 148



SERIES NONO

rim: polypropylene
 tread: solid rubber black 85° shore A
 axle bearing: plain bearing
 threadguard: without
 load capacity: 205 kg
 wheel diameter: 160 mm to 200 mm
 temperature range: -20°C to +60°C

EXAMPLE FOR APPLICATION

- private and public waste containers

HIGHLIGHTS AND ADVANTAGES

- the proven solid rubber solution for disposal
- according to the REACH regulations
- DIN EN 840-5 certified



swivel castor

	[mm]	[mm]	[mm]	[mm]	[mm]	[mm]	[mm]	[kg]
SWP53WC200P4S4PON SWP58WC200P4S4PON	200	135x110	105x84/76	11	55	238	-	205



swivel castor brake version (steel hook)

	[mm]	[mm]	[mm]	[mm]	[mm]	[mm]	[mm]	[kg]
CWP53WC200P4S4PON CWP58WC200P4S4PON	200	135x110	105x84/76	11	55	238	-	205



swivel castor brake version (adjustable screw)

	[mm]	[mm]	[mm]	[mm]	[mm]	[mm]	[mm]	[kg]
AWP53WC200P4S4PON AWP58WC200P4S4PON	200	135x110	105x84/76	11	55	238	-	205



swivel castor with central brake

	[mm]	[mm]	[mm]	[mm]	[mm]	[mm]	[mm]	[kg]
ZWP58WC200P4S4PON	200	135x110	105x84/76	11	55	238	-	205



single wheel

	[mm]	[mm]	[mm]	[mm]	∅	[mm]	[mm]	[kg]
200P4S4PON	200	50	60	60	20	12	-	205

P4S4



SERIES SBS4

rim: steel rim
 tread: solid rubber black 85° shore A
 axle bearing: roller bearing
 threadguard: without
 load capacity: 205 kg to 300 kg
 wheel diameter: 200 mm to 250 mm
 temperature range: -20°C to +60°C

EXAMPLE FOR APPLICATION

- private and public waste containers

HIGHLIGHTS AND ADVANTAGES

- the proven solid rubber solution for disposal
- according to the REACH regulations
- DIN EN 840-5 certified



swivel castor

	[mm]	[mm]	[mm]	[mm]	[mm]	[mm]	[mm]	[kg]
SWP53WC200SBS4RON SWP58WC200SBS4RON	200	135x110	105x84/76	11	55	238	-	205
SWP54WC250SBS4RON	250	135x110	105x84/76	11	68	290	-	295



fixed castor

FWP54WC250SBS4RON	200	135x110	105x84/76	11	-	238	-	295
-------------------	-----	---------	-----------	----	---	-----	---	-----



swivel castor brake version (steel hook)

	[mm]	[mm]	[mm]	[mm]	[mm]	[mm]	[mm]	[kg]
CWP53WC200SBS4RON CWP58WC200SBS4RON	200	135x110	105x84/76	11	55	238	-	205



swivel castor brake version (adjustable screw)

	[mm]	[mm]	[mm]	[mm]	[mm]	[mm]	[mm]	[kg]
AWP53WC200SBS4RON AWP58WC200SBS4RON	200	135x110	105x84/76	11	55	238	-	205
AWP54WC250SBS4RON	250	135x110	105x84/76	11	68	290	-	295



swivel castor with central brake

ZWP58WC200SBS4RON	200	135x110	105x84/76	11	55	238	-	205
-------------------	-----	---------	-----------	----	----	-----	---	-----



single wheel

	[mm]	[mm]	[mm]	ø	[mm]	[mm]	[mm]	[kg]
200SBS4RON	200	50	60	20	M12	-	-	205
250SBS4RON	205	50	60	20	M12	-	-	295

SBS4



SERIES BAF4

rim: aluminium
 tread: elastic 70° shore A, black
 axle bearing: 6204 double precision ball bearing
 threadguard: without
 load capacity: 350 kg to 500 kg
 wheel diameter: 160 mm to 250 mm
 temperature range: -20°C to +80°C

EXAMPLE FOR APPLICATION

- private and public waste containers

HIGHLIGHTS AND ADVANTAGES

- the solid elastic version especially for heavy containers
- according to the REACH regulations
- DIN EN 840-5 certified



swivel castor

	[mm]	[mm]	[mm]	[mm]	[mm]	[mm]	[mm]	[kg]
SWP5BWC160BAF4D0N		160	135x110	105x84/76	11	52	195	350
SWP5BWC200BAF4D0N		200	135x110	105x84/76	11	55	238	450
SWP54WC250BAF4D0N		250	135x110	105x84/76	11	68	290	500



swivel castor with central brake

	[mm]	[mm]	[mm]	[mm]	[mm]	[mm]	[mm]	[kg]
ZWP58WC200BAF4D0N		160	135x110	105x84/76	11	52	195	300



fixed castor

	[mm]	[mm]	[mm]	[mm]	[mm]	[mm]	[mm]	[kg]
FWP53WC160BAF4D0N		160	135x110	105x84/76	11	-	195	350
FWP53WC200BAF4D0N		200	135x110	105x84/76	11	-	238	450
FWP54WC250BAF4D0N		250	135x110	105x84/76	11	-	290	500



single wheel

	[mm]	[mm]	[mm]	[mm]	∅	[kg]
160BAF4D0N		160	50	60	20 M12	400
200BAF4D0N		200	50	60	20 M12	500
250BAF4D0N		250	50	60	20 M12	500



swivel castor brake version (adjustable screw)

	[mm]	[mm]	[mm]	[mm]	[mm]	[mm]	[mm]	[kg]
AWP5BWC160BAF4D0N		160	135x110	105x84/76	11	52	195	350
AWP5BWC200BAF4D0N		200	135x110	105x84/76	11	55	238	450
AWP54WC250BAF4D0N		250	135x110	105x84/76	11	68	290	500

BAF4



CASCOO. ESD CASTORS.



ESD CASTORS

In areas where sensitive technology is used, ESD castors play an increasingly important role. Non-existent ESD castors can have negative effects on the stored or transported technology, which can lead to damage and downtime. Electric conductive castors can provide effective protection against electrostatic discharge. Areas of application are e.g. electrical industry or medical technology.

These castors come along with a plate or bolt hole attachment and different wheel materials.

ESD CASTORS AT A GLANCE

WHAT IS ESD?

ESD stands for Electro-Static-Discharge. These discharges are voltage breakdowns caused by large potential differences. An example of this is the electrostatic discharge when touching a car door. Here the charged voltage is discharged through the body and a minimal breakdown occurs. In most cases, these breakdowns are hardly perceptible to humans (usually only from around 3,000 volts) and are certainly not dangerous. In the production of electronic components, however, a voltage of 35 volts can be sufficient to damage this component. For this reason, protection against electrostatic discharges is becoming increasingly important in these and other manufacturing industries.



HOW DO ELECTROSTATIC VOLTAGES FORM?

Electrostatic voltages arise from the exchange of charges between two bodies with different voltage potentials. This can happen, for example, when two different materials rub against each other and then separate. The human eye can observe this when rubbing a balloon on clothing or when stretch foil is unwound from a product. The result is a charge exchange on the object with the lower charge, which in some cases can then result in visible sparking during the discharge.

HOW CAN I PROTECT MY PRODUCTS FROM DISCHARGE?

By using the appropriate materials between the product and the floor, you can prevent discharges. If I as a person come into direct contact (with my hands) or indirectly (via a transport trolley) with my product, conductive shoes or, in our area, corresponding conductive wheels and castors are recommended. These castors are made of conductive material. Different wheel rims and treads can be manufactured accordingly. This means that no voltage can arise, as it can be discharged directly into the ground.

WHAT AREAS DO WE BREAK DOWN INTO?

At our wheels and castors we distinguish between the antistatic area and the conductive area. Antistatic castors are assigned in the 10^6 to 10^9 ohmic resistance (Ω) range, electric conductive castors are assigned in the 10^3 to 10^5 ohmic resistance (Ω) range. It is therefore a matter of a lower resistance, since a correspondingly higher voltage has to be discharged.



SERIES P2T2
PP / TPR
light apparatus

page 154



SERIES P2T2
PP / TPR
heavy apparatus

page 156



SERIES P2G2
PP / TPR

page 158



SERIES P2D2
PP / TPR

page 160



SERIES P4S4
PP / solid rubber

page 162



SERIES SWS4
steel rim /
solid rubber

page 164



SERIES P2T2

rim: polypropylene
 tread: thermoplastic rubber 95° shore A
 axle bearing: plain bearing / ball bearing
 threadguard: without / full covering plastic threadguard
 load capacity: 30 kg to 50 kg
 wheel diameter: 50 mm to 75 mm
 temperature range: -20°C to +60°C
 antistatic (A): ohmic resistance [Ω]: 106 < R < 109
 electric conductive (E): ohmic resistance [Ω]: 103 < R < 105

EXAMPLE FOR APPLICATION

- electronic industry
- medical equipment

HIGHLIGHTS AND ADVANTAGES

- conductive version
- noise-reduced running on all surfaces
- sufficient resilience for light applications



swivel castor

	[mm]	[mm]	[mm]	[mm]	[mm]	[mm]	[mm]	[mm]	[kg]
SAPA9C0050P2T2PONA SAPA9C0050P2T2PONE	50	60X60	48/39X48/39	6,3	25	70	-	-	30
SAPA9C0050P2T2B42A SAPA9C0050P2T2B42E	50	60X60	48/39X48/39	6,3	25	70	-	-	30
SAPA2C0075P2T2PONA SAPA2C0075P2T2PONE	75	60X60	48/38X48/38	6,3	25	100	-	-	50
SAPA2C0075P2T2B42A SAPA2C0075P2T2B42E	75	60X60	48/38X48/38	6,3	25	100	-	-	50



fixed castor

FAPBCC0050P2T2PONA FAPBCC0050P2T2PONE	50	55X55	44/38.5X44/38.5	6,3	-	70	-	-	30
FAPBCC0050P2T2B42A FAPBCC0050P2T2B42E	50	55X55	44/38.5X44/38.5	6,3	-	70	-	-	30
FAPCCC0075P2T2PONA FAPCCC0075P2T2PONE	75	67X60	48/38X48/38	6,3	-	100	-	-	50
FAPCCC0075P2T2B42A FAPCCC0075P2T2B42E	75	67X60	48/40X48/40	6,3	-	100	-	-	50



swivel castor with total brake

TAPA9C0050P2T2PONA TAPA9C0050P2T2PONE	50	55X55	48/39X48/39	6,3	25	70	80	-	30
TAPA9C0050P2T2B42A TAPA9C0050P2T2B42E	50	55X55	48/39X48/39	6,3	25	70	80	-	30
TAPA2C0075P2T2PONA TAPA2C0075P2T2PONE	75	67X60	48/38X48/38	6,3	25	100	80	-	50
TAPA2C0075P2T2B42A TAPA2C0075P2T2B42E	75	67X60	48/38X48/38	6,3	25	100	80	-	50



bolt hole swivel castor

	[mm]	[mm]	[mm]	[mm]	[mm]	[mm]	[mm]	[mm]	[kg]
HAH19C0050P2T2PONA HAH19C0050P2T2PONE	50	11	-	-	25	70	-	-	30
HAH19C0050P2T2B42A HAH19C0050P2T2B42E	50	11	-	-	25	70	-	-	30
HAH12C0075P2T2PONA HAH12C0075P2T2PONE	75	11	-	-	25	100	-	-	50
HAH12C0075P2T2B42A HAH12C0075P2T2B42E	75	11	-	-	25	100	-	-	50



bolt hole swivel castor with total brake

BAH19C0050P2T2PONA BAH19C0050P2T2PONE	50	11	-	-	25	70	-	-	30
BAH19C0050P2T2B42A BAH19C0050P2T2B42E	50	11	-	-	25	70	-	-	30
BAH12C0075P2T2PONA BAH12C0075P2T2PONE	75	11	-	-	25	100	-	-	50
BAH12C0075P2T2B42A BAH12C0075P2T2B42E	75	11	-	-	25	100	-	-	50



single wheel

	[mm]	[mm]	[mm]	[mm]	∅	[kg]	
050P2T2PONA 050P2T2PONE	50	19	22	8	M6	-	30
050P2T2B42A 050P2T2B42E	50	19	22	6	M6	-	30
075P2T2PONA 075P2T2PONE	75	25	28	8	M6	-	50
075P2T2B42A 075P2T2B42E	75	25	28	6	M6	-	50

P2T2



SERIES P2T2

rim: polypropylene
 tread: thermoplastic rubber 95° shore A
 axle bearing: plain bearing / ball bearing
 threadguard: without / full covering plastic threadguard
 load capacity: 70 kg
 wheel diameter: 100 mm to 125 mm
 temperature range: -20°C to +60°C
 antistatic (A): ohmic resistance [Ω]: 106 < R < 109
 electric conductive (E): ohmic resistance [Ω]: 103 < R < 105

EXAMPLE FOR APPLICATION

- electronic industry
- medical equipment

HIGHLIGHTS AND ADVANTAGES

- conductive version
- noise-reduced running on all surfaces
- sufficient resilience for light applications



swivel castor

	[mm]	[mm]	[mm]	[mm]	[mm]	[mm]	[mm]	[mm]	[kg]
SAPESC0100P2T2PONA SAPESC0100P2T2PONE	100	77x67	61.5/56x51.5/46.5	8,5	37	135	-	-	70
SAPESC0100P2T2B42A SAPESC0100P2T2B42E	100	77x67	61.5/56x51.5/46.5	8,5	37	135	-	-	70
SAPESC0125P2T2PONA SAPESC0125P2T2PONE	125	77x67	61.5/56x51.5/46.5	8,5	40	160	-	-	70
SAPESC0125P2T2B42A SAPESC0125P2T2B42E	125	77x67	61.5/56x51.5/46.5	8,5	40	160	-	-	70



fixed castor

FAPE5C0100P2T2PONA FAPE5C0100P2T2PONE	100	77x67	61.5/56/51.5/46.5	8,5	-	135	-	-	70
FAPE5C0100P2T2B42A FAPE5C0100P2T2B42E	100	77x67	61.5/56/51.5/46.5	8,5	-	135	-	-	70
FAPE5C0125P2T2PONA FAPE5C0125P2T2PONE	125	77x67	61.5/56/51.5/46.5	8,5	-	160	-	-	70
FAPE5C0125P2T2B42A FAPE5C0125P2T2B42E	125	77x67	61.5/56/51.5/46.5	8,5	-	160	-	-	70



swivel castor with total brake

TAPE5C0100P2T2PONA TAPE5C0100P2T2PONE	100	77x67	61.5/56/51.5/46.5	8,5	37	135	132	-	70
TAPE5C0100P2T2B42A TAPE5C0100P2T2B42E	100	77x67	61.5/56/51.5/46.5	8,5	37	135	132	-	70
TAPE5C0125P2T2PONA TAPE5C0125P2T2PONE	125	77x67	61.5/56/51.5/46.5	8,5	40	160	132	-	70
TAPE5C0125P2T2B42A TAPE5C0125P2T2B42E	125	77x67	61.5/56/51.5/46.5	8,5	40	160	132	-	70



bolt hole swivel castor

	[mm]	[mm]	[mm]	[mm]	[mm]	[mm]	[mm]	[mm]	[kg]
HAH15C0100P2T2PONA HAH15C0100P2T2PONE	100	11	-	-	37	135	-	-	70
HAH15C0100P2T2B42A HAH15C0100P2T2B42E	100	11	-	-	37	135	-	-	70
HAH15C0125P2T2PONA HAH15C0125P2T2PONE	125	11	-	-	40	160	-	-	70
HAH15C0125P2T2B42A HAH15C0125P2T2B42E	125	11	-	-	40	160	-	-	70



bolt hole swivel castor with total brake

BAH15C0100P2T2PONA BAH15C0100P2T2PONE	100	11	-	-	37	135	132	-	70
BAH15C0100P2T2B42A BAH15C0100P2T2B42E	100	11	-	-	37	135	132	-	70
BAH15C0125P2T2PONA BAH15C0125P2T2PONE	125	11	-	-	40	160	132	-	70
BAH15C0125P2T2B42A BAH15C0125P2T2B42E	125	11	-	-	40	160	132	-	70



single wheel

	[mm]	[mm]	[mm]	[mm]	∅		[kg]
100P2T2PONA 100P2T2PONE	100	32	36	12	M8	-	70
100P2T2B42A 100P2T2B42E	100	32	36	8	M8	-	70
125P2T2PONA 125P2T2PONE	125	32	36	12	M8	-	70
125P2T2B42A 125P2T2B42E	125	32	36	8	M8	-	70

P2T2



SERIES P2T2

rim: polypropylene
 tread: thermoplastic rubber 65-75° shore A
 axle bearing: ball bearing
 threadguard: small plastic threadguard
 load capacity: 90 kg to 175 kg
 wheel diameter: 100 mm to 200 mm
 temperature range: -20°C to +60°C
 antistatic (A): ohmic resistance [Ω]: 106 < R < 109
 electric conductive (E): ohmic resistance [Ω]: 103 < R < 105

EXAMPLE FOR APPLICATION














- electronic industry
- medical equipment

HIGHLIGHTS AND ADVANTAGES

- conductive version
- low-noise running on all sur faces
- ball bearing as axle bearing for improved rolling resistance
















swivel castor

									
	[mm]	[mm]	[mm]	[mm]	[mm]	[mm]	[mm]	[mm]	[kg]
SBP26WC100P2G2B32A SBP26WC100P2G2B32E		100	105×80	80/77×60	9	40	125	-	90
SBP35WC125P2G2B32A SBP35WC125P2G2B32E		125	105×80	80/77×60	9	40	155	-	120
SPP58WC160P2G2B32A SPP58WC160P2G2B32E		160	135×110	105×84/76	11	55	195	-	135
SPP58WC200P2G2B32A SPP58WC200P2G2B32E		200	135×110	105×84/76	11	55	235	-	175
















fixed castor

									
	[mm]	[mm]	[mm]	[mm]	[mm]	[mm]	[mm]	[mm]	[kg]
FBP22WC100P2G2B32A FBP22WC100P2G2B32E		100	105×80	80/77×60	9	-	125	-	90
FBP32WC125P2G2B32A FBP32WC125P2G2B32E		125	105×80	80/77×60	9	-	155	-	120
FPP55WC160P2G2B32A FPP55WC160P2G2B32E		160	135×110	105×84/76	11	-	195	-	135
FPP55WC200P2G2B32A FPP55WC200P2G2B32E		200	135×110	105×84/76	11	-	235	-	175
















swivel castor with total brake

									
	[mm]	[mm]	[mm]	[mm]	[mm]	[mm]	[mm]	[mm]	[kg]
TBP25WC100P2G2B32A TBP25WC100P2G2B32E		100	105×80	80/77×60	9	40	125	127	90
TBP35WC125P2G2B32A TBP35WC125P2G2B32E		125	105×80	80/77×60	9	40	155	127	120
TPP58WC160P2G2B32A TPP58WC160P2G2B32E		160	135×110	105×84/76	11	55	195	165	135
TPP58WC200P2G2B32A TPP58WC200P2G2B32E		200	135×110	105×84/76	11	55	235	165	175
















bolt hole swivel castor

									
	[mm]	[mm]	[mm]	[mm]	[mm]	[mm]	[mm]	[mm]	[kg]
HBH36WC100P2G2B32A HBH36WC100P2G2B32E		100	13	-	-	40	124	-	90
HBH85WC125P2G2B32A SBP35WC125P2G2B32E		125	13	-	-	40	154	-	120
HPH98WC160P2G2B32A HPH98WC160P2G2B32E		160	13	-	-	55	189	-	135
HPH98WC200P2G2B32A HPH98WC200P2G2B32E		200	13	-	-	55	228	-	175















bolt hole swivel castor with total brake

									
	[mm]	[mm]	[mm]	[mm]	[mm]	[mm]	[mm]	[mm]	[kg]
BBH35WC100P2G2B32A BBH35WC100P2G2B32E		100	13	-	-	40	124	127	90
BBH85WC125P2G2B32A BBH85WC125P2G2B32E		125	13	-	-	40	154	127	120
BPH98WC160P2G2B32A BPH98WC160P2G2B32E		160	13	-	-	55	189	165	135
BPH98WC200P2G2B32A BPH98WC200P2G2B32E		200	13	-	-	55	228	165	175



single wheel

								
	[mm]	[mm]	[mm]	[mm]	[mm]	∅	[mm]	[kg]
100P2G2B32A 100P2G2B32E		100	32	40	8	M8	-	90
125P2G2B32A 125P2G2B32E		125	35	50	10	M10	-	120
160P2G2B32A 160P2G2B32E		160	40	59	12	M12	-	135
200P2G2B32A 200P2G2B32E		200	40	59	12	M12	-	175

P2G2



SERIES P2T2

rim: polypropylene
 tread: thermoplastic rubber 65-75° shore A
 axle bearing: ball bearing
 threadguard: small plastic threadguard
 load capacity: 90 kg - 120 kg
 wheel diameter: 100 mm - 125 mm
 temperature range: -20°C to +60°C
 antistatic (A): ohmic resistance [Ω]: 106 < R < 109
 electric conductive (E): ohmic resistance [Ω]: 103 < R < 105

EXAMPLE FOR APPLICATION

- electronic industry
- medical equipment

HIGHLIGHTS AND ADVANTAGES

- conductive version
- low-noise running on all sur faces
- ball bearing as axle bearing for improved rolling resistance



swivel castor

	[mm]	[mm]	[mm]	[mm]	[mm]	[mm]	[mm]	[mm]	[kg]
SBP26WC100P2D2B32A SBP26WC100P2D2B32E	100	105×80	80/77×60	9	40	125	-	90	
SBP35WC125P2D2B32A SBP35WC125P2D2B32E	125	105×80	80/77×60	9	40	155	-	120	



fixed castor

FBP22WC100P2D2B32A FBP22WC100P2D2B32E	100	105×80	80/77×60	9	-	125	-	90
FBP32WC125P2D2B32A FBP32WC125P2D2B32E	125	105×80	80/77×60	9	-	155	-	120



swivel castor with total brake

TBP25WC100P2D2B32A TBP25WC100P2D2B32E	100	105×80	80/77×60	9	-	125	-	90
TBP35WC125P2D2B32A TBP35WC125P2D2B32E	125	105×80	80/77×60	9	-	155	-	120



bolt hole swivel castor

	[mm]	[mm]	[mm]	[mm]	[mm]	[mm]	[mm]	[mm]	[kg]
HBH36WC100P2D2B32A HBH36WC100P2D2B32E	100	13	-	-	40	124	-	90	
HBH85WC125P2D2B32A HBH85WC125P2D2B32E	125	13	-	-	40	154	-	120	



bolt hole swivel castor with total brake

BBH35WC100P2D2B32A BBH35WC100P2D2B32E	100	13	-	-	40	124	127	90
BBH85WC125P2D2B32A BBH85WC125P2D2B32E	125	13	-	-	40	154	127	120



single wheel

	[mm]	[mm]	[mm]	[mm]	∅		[kg]
100P2D2B32A 100P2D2B32E	100	35	40	8	M8	-	90
125P2D2B32A 125P2D2B32E	125	40	50	10	M10	-	120

P2D2



SERIES P4S4

rim: polypropylene
 tread: solid rubber black 85° shore A
 axle bearing: roller bearing
 threadguard: without
 load capacity: 50 kg to 140 kg
 wheel diameter: 80 mm to 200 mm
 temperature range: -20°C to +60°C
 antistatic (A): ohmic resistance [Ω]: 106 < R < 109
 electric conductive (E): ohmic resistance [Ω]: 103 < R < 105

EXAMPLE FOR APPLICATION

- electronic industry
- medical equipment

HIGHLIGHTS AND ADVANTAGES

- conductive version
- robust everyday helper for indoor and outdoor use
- at CASCOO: always conform to REACH regulations



swivel castor

	[mm]	[mm]	[mm]	[mm]	[mm]	[mm]	[mm]	[mm]	[kg]
SBP26WC080P4S4R0NA SBP26WC080P4S4R0NE	80	105×80	80/77×60	9	40	105	-	-	50
SBP26WC100P4S4R0NA SBP26WC100P4S4R0NE	100	105×80	80/77×60	9	40	125	-	-	50
SBP35WC125P4S4R0NA SBP35WC125P4S4R0NE	125	105×80	80/77×60	9	40	155	-	-	70
SPP58WC160P4S4R0NA SPP58WC160P4S4R0NE	160	135×110	105×84/76	11	55	195	-	-	90
SPP58WC200P4S4R0NA SPP58WC200P4S4R0NE	200	135×110	105×84/76	11	55	235	-	-	140



fixed castor

	[mm]	[mm]	[mm]	[mm]	[mm]	[mm]	[mm]	[mm]	[kg]
FBP22WC080P4S4R0NA FBP22WC080P4S4R0NE	80	105×80	80/77×60	9	-	105	-	-	50
FBP22WC100P4S4R0NA FBP22WC100P4S4R0NE	100	105×80	80/77×60	9	-	125	-	-	50
FBP32WC125P4S4R0NA FBP32WC125P4S4R0NE	125	105×80	80/77×60	9	-	155	-	-	70
FPP55WC160P4S4R0NA FPP55WC160P4S4R0NE	160	135×110	105×84/76	11	-	195	-	-	90
FPP55WC200P4S4R0NA FPP55WC200P4S4R0NE	200	135×110	105×84/76	11	-	235	-	-	140



bolt hole swivel castor

	[mm]	[mm]	[mm]	[mm]	[mm]	[mm]	[mm]	[mm]	[kg]
HBH36WC080P4S4R0NA HBH36WC080P4S4R0NE	80	13	-	-	40	104	-	-	50
HBH36WC100P4S4R0NA HBH36WC100P4S4R0NE	100	13	-	-	40	124	-	-	50
HBH85WC125P4S4R0NA HBH85WC125P4S4R0NE	125	13	-	-	40	154	-	-	70
HPH98WC160P4S4R0NA HPH98WC160P4S4R0NE	160	13	-	-	55	189	-	-	90
HPH98WC200P4S4R0NA HPH98WC200P4S4R0NE	200	13	-	-	55	228	-	-	140



bolt hole swivel castor

	[mm]	[mm]	[mm]	[mm]	[mm]	[mm]	[mm]	[mm]	[kg]
BBH35WC080P4S4R0NA BBH35WC080P4S4R0NE	80	13	-	-	40	104	127	-	50
BBH35WC100P4S4R0NA BBH35WC100P4S4R0NE	100	13	-	-	40	124	127	-	50
BBH85WC125P4S4R0NA BBH85WC125P4S4R0NE	125	13	-	-	40	154	127	-	70
BPH98WC160P4S4R0NA BPH98WC160P4S4R0NE	160	13	-	-	55	189	165	-	90
BPH98WC200P4S4R0NA BPH98WC200P4S4R0NE	200	13	-	-	55	228	165	-	140



swivel castor with total brake

	[mm]	[mm]	[mm]	[mm]	[mm]	[mm]	[mm]	[mm]	[kg]
TBP25WC080P4S4R0NA TBP25WC080P4S4R0NE	80	105×80	80/77×60	9	40	105	127	-	50
TBP25WC100P4S4R0NA TBP25WC100P4S4R0NE	100	105×80	80/77×60	9	40	125	127	-	50
TBP35WC125P4S4R0NA TBP35WC125P4S4R0NE	125	105×80	80/77×60	9	45	155	127	-	70
TPP58WC160P4S4R0NA TPP58WC160P4S4R0NE	160	135×110	105×84/76	11	55	195	165	-	90
TPP58WC200P4S4R0NA TPP58WC200P4S4R0NE	200	135×110	105×84/76	11	55	235	165	-	140



single wheel

	[mm]	[mm]	[mm]	[mm]	∅	[kg]
080P4S4R0NA 080P4S4R0NE	80	32	40	12	M8	-
100P4S4R0NA 100P4S4R0NE	100	32	40	12	M8	-
125P4S4R0NA 125P4S4R0NE	125	38	50	15	M10	-
160P4S4R0NA 160P4S4R0NE	160	40	59	20	M12	-
200P4S4R0NA 200P4S4R0NE	200	50	59	20	M12	-

P4S4





SERIES SWS4

rim:	steel rim
tread:	solid rubber black 85° shore A
axle bearing:	roller bearing
threadguard:	without
load capacity:	50 kg to 140 kg
wheel diameter:	80 mm to 200 mm
temperature range:	-20°C to +60°C
antistatic (A):	ohmic resistance [Ω]: 106 < R < 109
electric conductive (E):	ohmic resistance [Ω]: 103 < R < 105

EXAMPLE FOR APPLICATION

- electronic industry
- medical equipment

HIGHLIGHTS AND ADVANTAGES

- conductive version
- robust everyday helper for indoor and outdoor use
- at CASCOO: always conform to REACH regulations



swivel castor

	[mm]	[mm]	[mm]	[mm]	[mm]	[mm]	[mm]	[kg]
SBP26WC080SWS4RONA SBP26WC080SWS4RONE	80	105×80	80/77×60	9	40	105	-	50
SBP26WC100SWS4RONA SBP26WC100SWS4RONE	100	105×80	80/77×60	9	40	125	-	50
SBP35WC125SWS4RONA SBP35WC125SWS4RONE	125	105×80	80/77×60	9	40	155	-	70
SPP58WC160SWS4RONA SPP58WC160SWS4RONE	160	135×110	105×84/76	11	55	195	-	90
SPP58WC200SWS4RONA SPP58WC200SWS4RONE	200	135×110	105×84/76	11	55	235	-	140



bolt hole swivel castor

	[mm]	[mm]	[mm]	[mm]	[mm]	[mm]	[mm]	[kg]
HBH36WC080SWS4RONA HBH36WC080SWS4RONE	80	13	-	-	40	104	-	50
HBH36WC100SWS4RONA HBH36WC100SWS4RONE	100	13	-	-	40	124	-	50
HBH85WC125SWS4RONA HBH85WC125SWS4RONE	125	13	-	-	40	154	-	70
HPH98WC160SWS4RONA HPH98WC160SWS4RONE	160	13	-	-	55	189	-	90
HPH98WC200SWS4RONA HPH98WC200SWS4RONE	200	13	-	-	55	228	-	140



fixed castor

FBP22WC080SWS4RONA FBP22WC080SWS4RONE	80	105×80	80/77×60	9	-	105	-	50
FBP22WC100SWS4RONA FBP22WC100SWS4RONE	100	105×80	80/77×60	9	-	125	-	50
FBP32WC125SWS4RONA FBP32WC125SWS4RONE	125	105×80	80/77×60	9	-	155	-	70
FPP55WC160SWS4RONA FPP55WC160SWS4RONE	160	135×110	105×84/76	11	-	195	-	90
FPP55WC200SWS4RONA FPP55WC200SWS4RONE	200	135×110	105×84/76	11	-	235	-	140



bolt hole swivel castor

BBH35WC080SWS4RONA BBH35WC080SWS4RONE	80	13	-	-	40	104	127	50
BBH35WC100SWS4RONA BBH35WC100SWS4RONE	100	13	-	-	40	124	127	50
BBH85WC125SWS4RONA BBH85WC125SWS4RONE	125	13	-	-	40	154	127	70
BPH98WC160SWS4RONA BPH98WC160SWS4RONE	160	13	-	-	55	189	165	90
BPH98WC200SWS4RONA BPH98WC200SWS4RONE	200	13	-	-	55	228	165	140



single wheel

	[mm]	[mm]	[mm]	[mm]	∅		[mm]	[kg]
080SWS4RONA 080SWS4RONE	80	32	40	12	M8	-	-	50
100SWS4RONA 100SWS4RONE	100	32	40	12	M8	-	-	50
125SWS4RONA 125SWS4RONE	125	38	50	15	M10	-	-	70
160SWS4RONA 160SWS4RONE	160	40	59	20	M12	-	-	90
200SWS4RONA 200SWS4RONE	200	50	59	20	M12	-	-	140



swivel castor with total brake

TBP25WC080SWS4RONA TBP25WC080SWS4RONE	80	105×80	80/77×60	9	40	105	127	50
TBP25WC100SWS4RONA TBP25WC100SWS4RONE	100	105×80	80/77×60	9	40	125	127	50
TBP35WC125SWS4RONA TBP35WC125SWS4RONE	125	105×80	80/77×60	9	45	155	127	70
TPP58WC160SWS4RONA TPP58WC160SWS4RONE	160	135×110	105×84/76	11	55	195	165	90
TPP58WC200SWS4RONA TPP58WC200SWS4RONE	200	135×110	105×84/76	11	55	235	165	140

SWS4





CASCOO. PLASTIC BODY CASTORS.



PLASTIC BODY CASTORS

Due to their optical and functional design, plastic body castors are often used where castors should create value through their appearance, but on the other hand should be easy to clean due to their smooth surfaces. They are primarily used in medical and kitchen technology, in the furniture sector and wherever a high standard of hygiene is required.

These castors are available with various attachment and locking options.

PLASTIC BODY CASTORS AT A GLANCE

STEM FIXATION



sizes of stems:

- 18 x 62 mm
- 22 x 45 mm
- 27.5 x 45 mm

CENTRAL LOCKING SYSTEMS



- **locking system for tube diameter 34 mm,**
2 or 3 positionings,
switching shaft at 34.0 mm height from top of the castor
- **locking system for tube diameter 28 mm,**
2 or 3 positionings,
switching shaft at 78.5 mm height from top of the castor
- **locking system for tube diameter 28 mm,**
2 or 3 positionings,
switching shaft at 71.0 mm height from top of the castor



SERIES CARA
PP / TPR
ball bearing

page 172



SERIES CARA
PP / TPR
plain bearing

page 174



SERIES CARA
PP / TPR
ball bearing

page 176



SERIES EVA
PA / TPU
ball bearing

page 178



SERIES EVA
PP / TPR
ball bearing

page 180



SERIES EVA
PP / 2-component
TPR
ball bearing

page 181



SERIES CARA

rim: polypropylene
 tread: thermoplastic rubber 85° shore A
 axle bearing: plain bearing / ball bearing
 threadguard: without / full covering plastic threadguard
 load capacity: 100 kg to 110 kg
 wheel diameter: 75 mm to 125 mm
 temperature range: -20°C to +60°C

EXAMPLE FOR APPLICATION

- medical equipment
- canteen kitchen equipment

HIGHLIGHTS AND ADVANTAGES

- highest quality level with ball bearing for swivel rotation
- ball bearing as axle bearing for improved rolling resistance
- also available in stainless steel and ESD version



swivel castor

	[mm]	[mm]	[mm]	[mm]	[mm]	[mm]	[mm]	[mm]	[kg]
SCPESPC100P2A2P0N SCPESPC100P2A2B42									100
SCPESPC125P2A2P0N SCPESPC125P2A2B42									110



swivel castor with total brake

TCPEPSPC100P2A2P0N TCPEPSPC100P2A2B42									100
TCPEPSPC125P2A2P0N TCPEPSPC125P2A2B42									110



swivel castor with directional lock

DCPEPSPC100P2A2B42 DCPJSPC100P2A2B42									100
DCPEPSPC125P2A2B42 DCPJSPC125P2A2B42									110



bolt hole swivel castor

	[mm]	[mm]	[mm]	[mm]	[mm]	[mm]	[mm]	[mm]	[kg]
HCHOSRC075P2A2P0N HCHOSRC075P2A2B42									75
HCHOSPC100P2A2P0N HCHOSPC100P2A2B42									100
HCHOSPC125P2A2P0N HCHOSPC125P2A2B42									110



bolt hole swivel castor

BCHOSRC075P2A2P0N BCHOSRC075P2A2B42									75
BCHOSPC100P2A2P0N BCHOSPC100P2A2B42									100
BCHOSPC125P2A2P0N BCHOSPC125P2A2B42									110



bolt hole swivel castor with directional lock

ECHOSPC100P2A2P0N ECHOSPC100P2A2B42									100
ECHOSPC125P2A2P0N ECHOSPC125P2A2B42									110



SERIES CARA

rim: polypropylene
 tread: thermoplastic rubber 85° shore A
 axle bearing: plain bearing
 threadguard: without threadguard
 load capacity: 100 kg to 110 kg
 wheel diameter: 100 mm to 125 mm
 temperature range: -20°C to +60°C

EXAMPLE FOR APPLICATION









- medical equipment
- canteen kitchen equipment

HIGHLIGHTS AND ADVANTAGES

- Price breaker due to double ball race and plain bearing wheel
- also available in stainless steel and ESD version
- can be combined with stems or expanders









swivel castor

										
		[mm]	[mm]	[mm]	[mm]	[mm]	[mm]	[mm]	[kg]	
SCPESRC100P2A2PON SCPJSRC100P2A2PON	=	100	77×67 95×70	61.5/56×51.5 75×50	46.5	8.5 11	38	136	-	100
SCPESRC125P2A2PON SCPJSRC125P2A2PON	=	125	77×67 95×70	61.5/56×51.5 75×50	46.5	8.5 11	37	161	-	110











bolt hole swivel castor

									
		[mm]	[mm]			[mm]	[mm]	[mm]	[kg]
HCH0SRC100P2A2PON	=	100	11.2	-	-	38	137	-	100
HCH0SRC125P2A2PON	=	125	11.2	-	-	37	162	-	110









swivel castor

										
			[mm]	[mm]	[mm]	[mm]	[mm]	[mm]	[mm]	[kg]
TCPE SRC100P2A2PON TCPJSRC100P2A2PON	=	100	77×67 95×70	61.5/56×51.5 75×50	46.5	8.5 11	38	136	97	100
TCPE SRC125P2A2PON TCPJSRC125P2A2PON	=	125	77×67 95×70	61.5/56×51.5 75×50	46.5	8.5 11	37	161	102	110











bolt hole swivel castor with total brake

										
			[mm]	[mm]			[mm]	[mm]	[mm]	[kg]
BCH0SRC100P2A2PON	=	100	11.2	-	-	38	137	97	100	
BCH0SRC125P2A2PON	=	125	11.2	-	-	37	162	102	110	









swivel castor with directional lock

										
			[mm]	[mm]	[mm]	[mm]	[mm]	[mm]	[mm]	[kg]
DCPE SRC100P2A2PON DCPJSRC100P2A2PON	=	100	77×67 95×70	61.5/56×51.5 75×50	46.5	8.5 11	38	136	97	100
DCPE SRC125P2A2PON DCPJSRC125P2A2PON	=	125	77×67 95×70	61.5/56×51.5 75×50	46.5	8.5 11	37	161	102	110



bolt hole swivel castor with directional lock

										
			[mm]	[mm]			[mm]	[mm]	[mm]	[kg]
ECH0SRC100P2A2PON	=	100	11.2	-	-	38	137	97	100	
ECH0SRC125P2A2PON	=	125	11.2	-	-	37	162	102	110	



SERIES CARA

rim: polypropylene
 tread: thermoplastic rubber 85° shore A (grey) + thermoplastic rubber 65° shore A (blue)
 axle bearing: ball bearing
 threadguard: full covering plastic threadguard
 load capacity: 100 kg to 110 kg
 wheel diameter: 100 mm to 125 mm
 temperature range: -20°C to +60°C

EXAMPLE FOR APPLICATION

- medical equipment
- canteen kitchen equipment

HIGHLIGHTS AND ADVANTAGES

- highest quality level with ball bearing for swivel rotation
- ball bearing as axle bearing for improved rolling resistance
- silent run due to 2-component-technique



swivel castor

	[mm]	[mm]	[mm]	[mm]	[mm]	[mm]	[mm]	[kg]
SCPESPC100P2Q2B42 SCPJSPC100P2Q2B42	100	77×67 95×70	61.5×56×51.5/46.5 75×50	8.5 11	38	140	-	100
SCPESPC125P2Q2B42 SCPJSPC125P2Q2B42	125	77×67 95×70	61.5×56×51.5/46.5 75×50	8.5 11	40	165	-	110



swivel castor with total brake

	[mm]	[mm]	[mm]	[mm]	[mm]	[mm]	[mm]	[kg]
TCPESPC100P2Q2B42 TCPJSPC100P2Q2B42	100	77×67 95×70	61.5×56×51.5/46.5 75×50	8.5 11	38	140	97	100
TCPESPC125P2Q2B42 TCPJSPC125P2Q2B42	125	77×67 95×70	61.5×56×51.5/46.5 75×50	8.5 11	40	165	102.5	110



swivel castor with directional lock

	[mm]	[mm]	[mm]	[mm]	[mm]	[mm]	[mm]	[kg]
DCPESPC100P2Q2B42 DCPJSPC100P2Q2B42	100	77×67 95×70	61.5×56×51.5/46.5 75×50	8.5 11	38	140	97	100
DCPESPC125P2Q2B42 DCPJSPC125P2Q2B42	125	77×67 95×70	61.5×56×51.5/46.5 75×50	8.5 11	40	165	102.5	110



bolt hole swivel castor

	[mm]	[mm]	[mm]	[mm]	[mm]	[mm]	[mm]	[kg]
HCH0SPC100P2Q2B42	100	11	-	-	38	137	-	100
HCH0SPC125P2Q2B42	125	11	-	-	37	162	-	110



bolt hole swivel castor with total brake

	[mm]	[mm]	[mm]	[mm]	[mm]	[mm]	[mm]	[kg]
BCH0SPC100P2Q2B42	100	11	-	-	38	137	97	100
BCH0SPC125P2Q2B42	125	11	-	-	37	162	102.5	110



bolt hole swivel castor with directional lock

	[mm]	[mm]	[mm]	[mm]	[mm]	[mm]	[mm]	[kg]
ECH0SPC100P2Q2B42	100	11	-	-	38	137	97	100
ECH0SPC125P2Q2B42	125	11	-	-	40	162	102.5	110



SERIES CARA

rim: polyamide
 tread: thermoplastic polyurethane 95° shore A
 axle bearing: ball bearing
 threadguard: full covering plastic threadguard
 load capacity: 110 kg
 wheel diameter: 125 mm
 temperature range: -20°C to +60°C

EXAMPLE FOR APPLICATION

- medical equipment
- canteen kitchen equipment

HIGHLIGHTS AND ADVANTAGES

- also available as stainless steel version
- can be combined with circlip or threaded stems

Image	Part Number	Icon	Wheel Diameter		Stem Dimensions				Load Capacity	
			[mm]	[mm]	[mm]	[mm]	[mm]	[mm]		[kg]
	HVH0SPC125N0U2B40		125	-	-	13	40	143	108	110


Image	Part Number	Icon	Wheel Diameter		Stem Dimensions				Load Capacity	
			[mm]	[mm]	[mm]	[mm]	[mm]	[mm]		[kg]
	BVH0SPC125N0U2B40		125	-	-	13	40	143	129	110




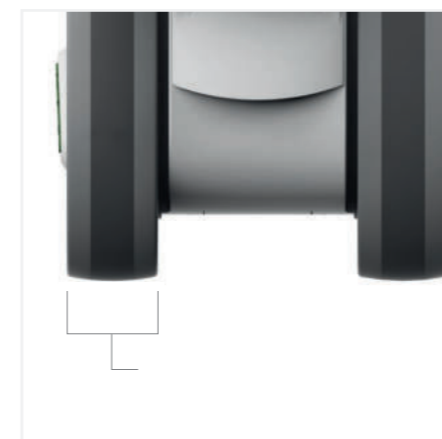
reddot winner 2021



Our „EVA“ concept was awarded the Red Dot Award in 2021. High quality combined with high quality design – our „EVA“ concept.



User-friendly braking system with two pedals for unlocking and locking the brake.



CARA






SERIES EVA

rim: polypropylene
 tread: thermoplastic rubber 85° shore A
 axle bearing: ball bearing
 threadguard: full covering plastic threadguard
 load capacity: 110 kg
 wheel diameter: 125 mm
 temperature range: -20°C to +60°C












SERIES EVA

rim: polypropylene
 tread: thermoplastic rubber 85° / 65° shore A
 axle bearing: ball bearing
 threadguard: full covering plastic threadguard
 load capacity: 110 kg
 wheel diameter: 125 mm
 temperature range: -20°C to +60°C











bolt hole swivel castor

								
	[mm]	[mm]	[mm]	[mm]	[mm]	[mm]	[mm]	[kg]
HVH0SPC125POT2B40	125	-	-	13	40	143	108	110












bolt hole swivel castor

								
	[mm]	[mm]	[mm]	[mm]	[mm]	[mm]	[kg]	
HVH0SPC125P0Q2B40	125	-	-	13	40	143	108	110










bolt hole swivel castor with total brake

								
	[mm]	[mm]	[mm]	[mm]	[mm]	[mm]	[mm]	[kg]
BVH0SPC125POT2B40	125	-	-	13	40	143	108	110



bolt hole swivel castor with total brake

								
	[mm]	[mm]	[mm]	[mm]	[mm]	[mm]	[kg]	
BVH0SPC125P0Q2B40	125	-	-	13	40	143	129	110



CASCOO. SPECIAL APPLICATIONS.



















SPECIAL APPLICATIONS.

Far away from our standard we have developed different castor variants over the years that differ from the well-known standard in terms of material, diameter or design in order to achieve the greatest possible benefit in their areas of application. On the following pages you will get an insight into the most diverse areas of application and special constructions. If you don't find the right solution, please do not hesitate to contact us.

On the following pages we present our extensive range of castors for special applications.



SPECIAL APPLICATIONS. AT A GLANCE

	SHOPPING CASTORS SERIES P2T2 PP / TPR	page 186		CASTORS FOR BAKERIES SERIES C4C4 PA with fiberglass	page 202
	SHOPPING CASTORS SERIES U2U2 PU	page 187		CASTORS FOR THEATERS SERIES AAU4 aluminium / PU	page 204
	ROLL CONTAINER CASTORS 108 MM SERIES POP0 PP	page 188		FLIGHTCASE CASTORS SERIES R4M1 / R4E1 / R4F1 PA / elastic	page 206
	ROLL CONTAINER CASTORS 108 MM SERIES NON0 PA	page 190		COMPACT CASTORS SERIES SWU5 steel rim / PU	page 208
	CASTORS FOR TRANSPORT TROLLEYS SERIES GOPO AND LONO PP and PA	page 192		AGV CASTORS SERIES P2V2 AND R4E2 PP / TPR and PA / elastic	page 210
	CASTORS FOR TRANSPORT TROLLEYS SERIES P2A2 PP / TPR	page 196		CASTORS FOR POSTAL SERVICE TROLLEYS SERIES BAF4 aluminium / elastic	page 212
	CASTORS FOR TRANSPORT TROLLEYS SERIES L4E1 PA / elastic	page 198		CASTORS WITH CENTRAL LOCKING DIRECTIONAL SYSTEM - SERIES P2D2 PP / TPR	page 214
	CASTORS FOR TRANSPORT TROLLEYS SERIES P2W2 PP / TPR	page 200		SCAFFOLD CASTORS SERIES N0N0 AND N2U6 PA and PA / TPU	page 216



SHOPPING CASTORS SERIES P2A2






rim: polypropylene
 tread: thermoplastic rubber 95° shore A
 axle bearing: ball bearing
 threadguard: full covering plastic threadguard
 load capacity: 75 kg to 100 kg
 wheel diameter: 75 mm to 125 mm
 temperature range: -20°C to +60°C

HIGHLIGHTS AND ADVANTAGES

- especially designed for the demand of the application
- high loads in wide temperature ranges
- noise-reduced running due to the slightly elastic tread








swivel castor

	 [mm]	 [mm]			 [mm]	 [mm]		 [kg]
HEHESWC100P2A2B42 HEHFSWC100P2A2B42 HEHG5WC100P2A2B42	100	11	-	-	36	128	-	100
HEHASWC125P2A2B42 HEHBSWC125P2A2B42 HEHDSWC125P2A2B42	125	13	-	-	38	155	-	125



bolt hole swivel castor

	 [mm]	 [mm]			 [mm]	 [mm]		 [kg]
HEB25WC125P2A2B42	125	13	-	-	40	155	-	100

bolt hole versions:



item number: HEHE5CC100
 item number: HEHA5CC125
 bolt hole like apparatus










item number: HEHF5CC100
 item number: HEHB5CC125
 bolt hole / additional rivet



item number: HEHG5CC100
 item number: HEHD5CC125
 bolt hole / hexagonal rivet



single wheel

	 [mm]	 [mm]	 [mm]	 [mm]	 [mm]	 ∅		 [kg]
100P2A2B42	100	32	36	8	M8	-	-	100
125P2A2B42	125	32	36	8	M8	-	-	125








SHOPPING CASTORS SERIES U2U2

rim: polyurethane
 tread: polyurethane
 axle bearing: ball bearing
 threadguard: small plastic threadguard
 load capacity: 80 kg
 wheel diameter: 125 mm
 temperature range: -20°C to +60°C



bolt hole swivel castor

	 [mm]	 [mm]			 [mm]	 [mm]		 [kg]
HEC25CC125U2U2B32	125	12	-	-	38	155	-	80



ROLL CONTAINER CASTORS 108 MM SERIES POPO

rim: polypropylene
 tread: polypropylene
 axle bearing: roller bearing / ball bearing
 threadguard: small metal or plastic threadguard
 load capacity: 100 kg to 150 kg
 wheel diameter: 108 mm
 temperature range: -20°C to +60°C

EXAMPLE FOR APPLICATION

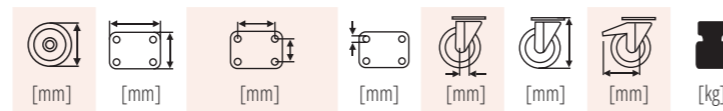
- roll containers with plastic, metal or wooden base
- various mobile storage and transport devices

HIGHLIGHTS AND ADVANTAGES

- flexible allday helper
- price-performance-ratio
- low starting resistance and therefore energy-saving



swivel castor



		[mm]	[mm]	[mm]	[mm]	[mm]	[mm]	[mm]	[kg]
SBP25WC108POPOR1W	≡	108	105×80	80/77×60	9	40	132	-	150
SBP25WC108POPB30	≡	108	105×80	80/77×60	9	40	132	-	150



fixed castor

		[mm]	[mm]	[mm]	[mm]	[mm]	[mm]	[mm]	[kg]
FBP22WC108POPOR1W	≡	108	105×80	80/77×60	9	-	132	-	150
FBP22WC108POPB30	≡	108	105×80	80/77×60	9	-	132	-	150



swivel castor with total brake

		[mm]	[mm]	[mm]	[mm]	[mm]	[mm]	[mm]	[kg]
TBP25WC108POPOR1W	≡	108	105×80	80/77×60	9	45	132	127	150
TBP25WC108POPB30	≡	108	105×80	80/77×60	9	45	132	127	150



bolt hole swivel castor



		[mm]	[mm]	[mm]	[mm]	[mm]	[mm]	[mm]	[kg]
HBH35WC108POPOR1W	≡	108	13	-	-	40	131	-	100
HBH35WC108POPB30	≡	108	13	-	-	40	131	-	100



bolt hole swivel castor with total brake

		[mm]	[mm]	[mm]	[mm]	[mm]	[mm]	[mm]	[kg]
BBH35WC108POPOR1W	≡	108	13	-	-	45	131	127	100
BBH35WC108POPB30	≡	108	13	-	-	45	131	127	100



single wheel



		[mm]	[mm]	[mm]	[mm]	∅	[mm]	[kg]
108POPOR1W	≡	108	36	40	12	M8	-	150
108POPB30	≡	108	36	40	8	M8	-	150



ROLL CONTAINER CASTORS 108 MM SERIES POPO


rim: polyamide
 tread: polyamide
 axle bearing: roller bearing / ball bearing
 threadguard: small metal or plastic threadguard
 load capacity: 150 kg to 200 kg
 wheel diameter: 108 mm
 temperature range: -40°C to +80°C













EXAMPLE FOR APPLICATION


- roll containers with plastic, metal or wooden base
- various mobile storage and transport devices
- deep freeze roll containers













HIGHLIGHTS AND ADVANTAGES


- flexible allday helper
- price-performance-ratio
- low starting resistance and therefore energy-saving
















									
	[mm]	[mm]	[mm]	[mm]	[mm]	[mm]	[mm]	[mm]	[kg]
swivel castor									
SBP25WC108NONOR1W		108	105×80	80/77×60	9	40	132	-	200
SPP21WC108HONOR1W		108	105×80	80/77×60	9	40	132	-	200
SPP21WC108NONOB30		108	105×80	80/77×60	9	40	132	-	200















									
	[mm]	[mm]	[mm]	[mm]	[mm]	[mm]	[mm]	[mm]	[kg]
swivel castor with total brake									
TBP25WC108NONOR1W		108	105×80	80/77×60	9	40	132	127	200
TPP21WC108HONOR1W		108	105×80	80/77×60	9	40	132	127	200
TPP21WC108NONOB30		108	105×80	80/77×60	9	40	132	127	200

















									
	[mm]	[mm]	[mm]	[mm]	[mm]	[mm]	[mm]	[mm]	[kg]
fixed castor									
FBP22WC108NONOR1W		108	105×80	80/77×60	9	-	132	-	200
FPP22WC108HONOR1W		108	105×80	80/77×60	9	-	132	-	200
FPP22WC108NONOB30		108	105×80	80/77×60	9	-	132	-	200














									
	[mm]	[mm]	[mm]	[mm]	[mm]	[mm]	[mm]	[mm]	[kg]
bolt hole swivel castor									
HPH35WC108HONOR1W		108	13	-	-	40	131	-	150
HPH35WC108NONOB30		108	13	-	-	40	131	-	150




									
	[mm]	[mm]	[mm]	[mm]	[mm]	[mm]	[mm]	[mm]	[kg]
fixed castor strengthened									
FPP65WC108HONOR1W		108	105×80	80/77×60	9	-	132	-	200
FPP65WC108NONOB30		108	105×80	80/77×60	9	-	132	-	200
FPP63WC108HONOR1W		108	105×80	80/77×60	9	-	132	-	200
FPP63WC108NONOB30		108	105×80	80/77×60	9	-	132	-	200














									
	[mm]	[mm]	[mm]	[mm]	[mm]	[mm]	[mm]	[mm]	[kg]
bolt hole swivel castor with total brake									
BPH35WC108HONOR1W		108	13	-	-	40	131	127	150
BPH35WC108NONOB30		108	13	-	-	40	131	127	150



									
	[mm]	[mm]	[mm]	[mm]	[mm]	[mm]	[mm]	[mm]	[kg]
fixed castor with forklift protection									
FPP74WC108HONOR1W		108	105×80	80/77×60	9	-	132	-	200

									
	[mm]	[mm]	[mm]	[mm]	∅				[kg]
single wheel									
108HONOR1W		108	36	40	12	M8	-	-	200
108HONOB30		108	36	40	8	M8	-	-	200

NONO





ROLL CONTAINER CASTORS 108 MM SERIES POPO

rim: polyamide
 tread: polyamide
 axle bearing: roller bearing / ball bearing
 threadguard: small metal or plastic threadguard
 load capacity: 150 kg to 200 kg
 wheel diameter: 108 mm
 temperature range: -40°C to +80°C

DOLLY

HIGHLIGHTS AND ADVANTAGES

- for transport trolleys with bolt hole adjustment
- fixation by round ball track or as well by supporting plate 64 x 64 mm
- also available with inner thread in the bolt hole



swivel castor

	[mm]	[mm]	[mm]	[mm]	[mm]	[mm]	[kg]
HEP05W0100G0POPON	100	11	64x64	-	34	125	100
HER05W0100G0POPON	100	M10	64x64	-	34	125	100



fixed castor

FEP05W0100G0POPON	100	11	64x64	-	34	125	100
FER05W0100G0POPON	100	M10	64x64	-	34	125	100



swivel castor with total brake

BEP05W0100G0POPON	100	11	64x64	-	34	125	100
BER05W0100G0POPON	100	M10	64x64	-	34	125	100



bolt hole swivel castor

HEHESW0100G0POPON	100	11	64x64	-	34	125	100
HEQESW0100G0POPON	100	M10	64x64	-	34	125	100



bolt hole swivel castor with total brake

	[mm]	[mm]	[mm]	[mm]	[mm]	[mm]	[kg]
BEHESW0100G0POPON	100	11	-	-	34	125	100
BEQESW0100G0POPON	100	M10	-	-	34	125	100



single wheel

	[mm]	[mm]	[mm]	[mm]	∅		[kg]
100G0POPON	100	32	36	12	M8	-	100

GOPO



CASTORS FOR TRANSPORT TROLLEYS SERIES LON0








rim: polyamide
 tread: polyamide
 axle bearing: plain bearing
 threadguard: without
 load capacity: 100 kg
 wheel diameter: 100 mm
 temperature range: -20°C to +60°C

HIGHLIGHTS AND ADVANTAGES

- for transport trolleys with bolt hole adjustment
- fixation by round ball track or as well by supporting plate 64 x 64 mm
- also available with inner thread in the bolt hole



swivel castor

							
	[mm]	[mm]	[mm]	[mm]	[mm]	[mm]	[kg]
HEP05W010LONOPON	100	11	64x64	-	34	125	100
HER05W010LONOPON	100	M10	64x64	-	34	125	100



fixed castor

FEPO5W010LONOPON	100	11	64x64	-	34	125	100
FER05W010LONOPON	100	M10	64x64	-	34	125	100










swivel castor with total brake

BEPO5W010LONOPON	100	11	64x64	-	34	125	100
BER05W010LONOPON	100	M10	64x64	-	34	125	100



bolt hole swivel castor

							
	[mm]	[mm]	[mm]	[mm]	[mm]	[mm]	[kg]
HEHESW0100LONOPON	100	11	-	-	34	125	100
HEQESW0100LONOPON	100	M10	-	-	34	125	100









bolt hole swivel castor with total brake

BEHESW0100LONOPON	100	11	-	-	34	125	100
BEQESW0100LONOPON	100	M10	-	-	34	125	100



single wheel

						
	[mm]	[mm]	[mm]	[mm]	∅	[kg]
100LONOPON	100	32	36	12	M8	100



CASTORS FOR TRANSPORT TROLLEYS SERIES P2A2








rim: polypropylene
 tread: thermoplastic rubber 95° shore A
 axle bearing: plain bearing
 threadguard: without
 load capacity: 100 kg
 wheel diameter: 100 mm
 temperature range: -20°C to +60°C

HIGHLIGHTS AND ADVANTAGES

- for transport trolleys with bolt hole adjustment
- fixation by round ball track or as well by supporting plate 64 x 64 mm
- also available with inner thread in the bolt hole









swivel castor

		 [mm]	 [mm]	 [mm]		 [mm]	 [mm]	 [mm]	 [kg]
HEP05W0100P2A2PON	≡	100	11	64x64	-	34	125	-	100
HER05W0100P2A2PON	≡	100	M10	64x64	-	34	125	-	100



bolt hole swivel castor

		 [mm]	 [mm]			 [mm]	 [mm]	 [mm]	 [kg]
HEHESW0100P2A2PON	≡	100	11	-	-	34	125	-	100
HEQESW0100P2A2PON	≡	100	M10	-	-	34	125	-	100



fixed castor

FEP05W0100P2A2PON	≡	100	11	64x64	-	34	125	-	100
FER05W0100P2A2PON	≡	100	M10	64x64	-	34	125	-	100



bolt hole swivel castor with total brake

BEHESW0100P2A2PON	≡	100	11	-	-	34	125	-	100
BEQESW0100P2A2PON	≡	100	M10	-	-	34	125	-	100









swivel castor with total brake

BEP05W0100P2A2PON	≡	100	11	64x64	-	34	125	-	100
BER05W0100P2A2PON	≡	100	M10	64x64	-	34	125	-	100



single wheel

		 [mm]	 [mm]	 [mm]	 [mm]	 ∅		 [kg]
100P2A2PON	≡	100	32	36	12	M8	-	100



CASTORS FOR TRANSPORT TROLLEYS SERIES L4E1








rim: polyamide
 tread: elastic blue 65°
 axle bearing: shore A roller bearing
 threadguard: without
 load capacity: 100 kg
 wheel diameter: 100 mm
 temperature range: -20°C to +60°C

HIGHLIGHTS AND ADVANTAGES

- for transport trolleys with bolt hole adjustment
- fixation by round ball track or as well by supporting plate 64 x 64 mm
- also available with inner thread in the bolt hole



swivel castor

							
	[mm]	[mm]	[mm]	[mm]	[mm]	[mm]	[kg]
HEP05W0100L4E1RON	100	11	64x64	-	34	125	100
HER05W0100L4E1RON	100	M10	64x64	-	34	125	100



fixed castor

FEP05W0100L4E1RON	100	11	64x64	-	34	125	100
FER05W0100L4E1RON	100	M10	64x64	-	34	125	100










swivel castor with total brake

BEP05W0100L4E1RON	100	11	64x64	-	34	125	100
BER05W0100L4E1RON	100	M10	64x64	-	34	125	100



bolt hole swivel castor

							
	[mm]	[mm]	[mm]	[mm]	[mm]	[mm]	[kg]
HEHESW0100L4E1RON	100	11	-	-	34	125	100
HEQESW0100L4E1RON	100	M10	-	-	34	125	100









bolt hole swivel castor with total brake

BEHESW0100L4E1RON	100	11	-	-	34	125	100
BEQESW0100L4E1RON	100	M10	-	-	34	125	100



single wheel

						
	[mm]	[mm]	[mm]	[mm]	∅	[kg]
100L4E1RON	100	32	36	12	M8	100



CASTORS FOR TRANSPORT TROLLEYS SERIES L4E1

rim: polypropylene
 tread: thermoplastic rubber 95° shore A
 axle bearing: roller bearing
 threadguard: without
 load capacity: 100 kg
 wheel diameter: 100 mm
 temperature range: -20°C to +60°C



swivel castor



		[mm]	[mm]	[mm]		[mm]	[mm]	[mm]	[kg]
SBP26WC100P2W2PON	≡	100	105×80	80/77×60	9	40	105	-	100
SBP26WC100P2W2R1W	≡	100	105×80	80/77×60	9	40	125	-	100



fixed castor

		[mm]	[mm]	[mm]		[mm]	[mm]	[mm]	[kg]
FBP22WC100P2W2PON	≡	100	105×80	80/77×60	9	40	105	-	100
FBP22WC100P2W2R1W	≡	100	105×80	80/77×60	9	40	125	-	100



swivel castor with total brake

		[mm]	[mm]	[mm]		[mm]	[mm]	[mm]	[kg]
TBP25WC100P2W2PON	≡	100	105×80	80/77×60	9	40	105	127	100
TBP25WC100P2W2R1W	≡	100	105×80	80/77×60	9	40	125	127	100

HIGHLIGHTS AND ADVANTAGES

- for transport trolleys with plate adjustment
- fixation by plate with hole pattern 80 x 60 mm
- longlife service due to injected steel tube



P2W2





CASTORS FOR BAKERIES SERIES C4C4

rim: polyamide with fiberglass
 tread: polyamide with fiberglass
 axle bearing: plain bearing
 threadguard: without
 load capacity: 100 kg to 130 kg
 wheel diameter: 100 mm to 125 mm
 temperature range: -20°C to +60°C

HIGHLIGHTS AND ADVANTAGES

- heat-resistant up to +250° C
- available in galvanized steel or stainless steel

BAKERY

GALVANIZED STEEL VERSION



swivel castor

		[mm]	[mm]	[mm]	[mm]	[mm]	[mm]	[mm]	[kg]
SPP21WC100C4C4PON	==	100	105x80	80/77x60	9	40	128	-	100
SPP31WC125C4C4PON	==	125	105x80	80/77x60	9	40	155	-	130



fixed castor

FPP22WC100C4C4PON	==	100	105x80	80/77x60	9	-	128	-	100
FPP35WC125C4C4PON	==	125	105x80	80/77x60	9	-	155	-	130



swivel castor with total brake

TPP21WC100C4C4PON	==	100	105x80	80/77x60	9	45	128	127	100
TPP31WC125C4C4PON	==	125	105x80	80/77x60	9	45	155	127	130



single wheel

		[mm]	[mm]	[mm]	[mm]	∅			[kg]
100C4C4PON	==	100	36	42	12	M8	-	-	100
125C4C4PON	==	125	31	52	12	M8	-	-	130

STAINLESS STEEL VERSION



swivel castor

		[mm]	[mm]	[mm]	[mm]	[mm]	[mm]	[mm]	[kg]
SIP26SC100C4C4LON	==	100	96x80	80/77x60	9	40	128	-	100
SIP36SC125C4C4LON	==	125	96x80	80/77x60	9	40	155	-	130



fixed castor

FIP22SC100C4C4LON	==	100	96x80	80/77x60	9	-	128	-	100
FIP32SC125C4C4LON	==	125	96x80	80/77x60	9	-	155	-	130



swivel castor with total brake

TIP26SC100C4C4LON	==	100	96x80	80/77x60	9	45	128	127	100
TIP36SC125C4C4LON	==	125	96x80	80/77x60	9	45	155	127	130



single wheel

		[mm]	[mm]	[mm]	[mm]	∅			[kg]
100C4C4LON	==	100	34	40	12	M8	-	-	100
125C4C4LON	==	125	32	50	12	M8	-	-	130

C4C4

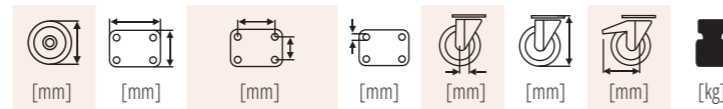


CASTORS FOR THEATERS SERIES AAU4

rim: aluminium
 tread: polyurethane black 92° shore A
 axle bearing: double ball bearing
 threadguard: without
 load capacity: 250 kg to 300 kg
 wheel diameter: 100 mm to 125 mm
 temperature range: -20°C to +60°C



swivel castor



Model	Wheel Diameter [mm]	Housing Width [mm]	Housing Depth [mm]	Axle Diameter [mm]	Load Capacity [kg]
SPP21WC100C4C4PON	100	135x110	105x84/76	11	250
SPP31WC125C4C4PON	125	135x110	105x84/76	11	300



fixed castor

Model	Wheel Diameter [mm]	Housing Width [mm]	Housing Depth [mm]	Axle Diameter [mm]	Load Capacity [kg]
FPP43KC100AAU4D0N	100	135x110	105x84/76	11	250
FPP43KC125AAU4D0N	125	135x110	105x84/76	11	300



swivel castor with total brake

Model	Wheel Diameter [mm]	Housing Width [mm]	Housing Depth [mm]	Axle Diameter [mm]	Load Capacity [kg]
TPP47KC100AAU4D0N	100	135x110	105x84/76	11	250
TPP47KC125AAU4D0N	125	135x110	105x84/76	11	300



Flexi Slider

Model	Wheel Diameter [mm]	Housing Width [mm]	Housing Depth [mm]	Axle Diameter [mm]	Load Capacity [kg]
FS001KAAU4	100	135x110	105x84/76	11	600

also available in different colours



FS001KAAU5



FS001KAAX7

THEATER

HIGHLIGHTS AND ADVANTAGES

- strong range for heavy stages
- reduced reflection of light due to the black housing

C4C4





FLIGHTCASE CASTORS SERIES R4M1 / R4E1














rim: polyamide
 tread: elastic blue 75°/ 65° shore A
 axle bearing: roller bearing / ball bearing
 threadguard: small plastic threadguard
 load capacity: 160 kg to 200 kg
 wheel diameter: 100 mm
 temperature range: -20°C to +60°C

FLIGHT

- HIGHLIGHTS AND ADVANTAGES**
- R4M1 wheel with extra wide tread
 - can be combined with standard wheels or housings
 - as black line version on request







swivel castor

									
	[mm]	[mm]	[mm]	[mm]	[mm]	[mm]	[mm]	[mm]	[kg]
SBP25WC100R4M1RON		100	105×80	80/77×60	9	40	125	-	160
SPP21WC100R4E1B34		100	105×80	80/77×60	9	40	128	-	200
SUPERB housing: top plate: 4.0 mm / fork thickness: 3.5 mm									
SPP2BWC100R4M1RON		100	105×80	80/77×60	9	40	125	-	160
SPP2BWC100R4E1B34		100	105×80	80/77×60	9	40	128	-	200














swivel castor with total brake

TBP25WC100R4M1RON		100	105×80	80/77×60	9	40	125	-	160
TPP21WC100R4E1B34		100	105×80	80/77×60	9	40	128	-	200
SUPERB housing: top plate: 4.0 mm / fork thickness: 3.5 mm									
TPP2BWC100R4M1RON		100	105×80	80/77×60	9	40	125	-	160
TPP2BWC100R4E1B34		100	105×80	80/77×60	9	40	128	-	200

SUPERB HOUSING WITH SELF-ALIGNING FUNCTION





swivel castor

									
	[mm]	[mm]	[mm]	[mm]	[mm]	[mm]	[mm]	[mm]	[kg]
SSP2BWC100R4M1RON		100	105×80	80/77×60	9	40	128	-	200
SSP2BWC100R4E1B34		100	105×80	80/77×60	9	40	128	-	200














swivel castor with total brake

TSP2BWC100R4M1RON		100	105×80	80/77×60	9	40	128	127	200
TSP2BWC100R4E1B34		100	105×80	80/77×60	9	40	128	127	200




single wheel

									
	[mm]	[mm]	[mm]	[mm]	∅				[kg]
100R4M1RON		100	35	40	12	M8	-	-	160
100R4E1B34		100	35	40	8	M8	-	-	200

C4C4





COMPACT CASTORS SERIES SWU5


rim: steel rim
 tread: polyurethane 93° - 95° shore A
 axle bearing: brown double ball bearing
 threadguard: without
 load capacity: 100 kg to 150 kg
 wheel diameter: 35 mm to 60 mm
 temperature range: -20°C to +60°C













EXAMPLE FOR APPLICATION


- display construction and shopfitting
- AGV applications













HIGHLIGHTS AND ADVANTAGES


- resistance to acids, oils and fats
- high load capacities at low total heights
















									
	[mm]	[mm]	[mm]	[mm]	[mm]	[mm]	[mm]	[mm]	[kg]
swivel castor SZPA6WC035SWU5D0N		35	60×60	48/38×48/38	6.3	15	52.5	32.5	100
SZPS1WC050SWU5D0N		50	90×66	75/61×51/45	8.5	29	73	54	150
SZP21WC060SWU5D0N		60	105×80	80×60	9.2	33	80	63	150
















									
	[mm]	[mm]	[mm]	[mm]	[mm]	[mm]	[mm]	[mm]	[kg]
swivel castor with wheel brake TZPA6WC035SWU5D0N		35	60×60	48/38×48/38	6.3	15	52.5	32.5	100
TZPS1WC050SWU5D0N		50	90×66	75/61×51/45	8.5	29	73	54	150
TZP21WC060SWU5D0N		60	105×80	80×60	9.2	33	80	63	150



									
	[mm]	[mm]	[mm]	[mm]	[mm]	[mm]	[mm]	[mm]	[kg]
bolt hole swivel castor HZH12WC035SWU5D0N		35	10.5	-	-	15	50	32.5	100
HZH35WC050SWU5D0N		50	13	-	-	29	70	54	150
HZH35WC060SWU5D0N		60	13	-	-	33	80	63	150















									
	[mm]	[mm]	[mm]	[mm]	[mm]	[mm]	[mm]	[mm]	[kg]
bolt hole swivel castor with wheel brake BZH12WC035SWU5D0N		35	10.5	-	-	15	50	-	100
BZH35WC050SWU5D0N		50	13	-	-	29	70	-	150
BZH35WC060SWU5D0N		60	13	-	-	33	80	-	150




SERIES SWU5

rim: steel rim
 tread: polyurethane 95° shore A
 axle bearing: double ball bearing
 threadguard: without
 load capacity: 200 kg to 250 kg
 wheel diameter: 60 mm to 65 mm
 temperature range: -20°C to +60°C



									
	[mm]	[mm]	[mm]	[mm]	[mm]	[mm]	[mm]	[mm]	[kg]
swivel castor SDP25W0060SWU5D0N		60	105×80	80/76×60	9.2	28	80	58	200
SDP37W0065SWU5D0N		65	105×80	80/76×60	9.2	28	86.5	58	250



AGV CASTORS SERIES P2V2

rim: polypropylene
 tread: thermoplastic rubber 85° shore A
 axle bearing: ball bearing / double ball bearing stainless steel
 threadguard: small plastic threadguard
 load capacity: 200 kg
 wheel diameter: 160 mm to 200 mm
 temperature range: -20°C to +60°C



AGV CASTORS SERIES R4E2

rim: polyamide
 tread: elastic grey 65° shore A
 axle bearing: double ball bearing stainless steel
 threadguard: small plastic threadguard
 load capacity: 300 kg to 350 kg
 wheel diameter: 160 mm to 200 mm
 temperature range: -20°C to +60°C

		[mm]	[mm]	[mm]	[mm]	[mm]	[mm]	[mm]	[mm]	[kg]
	swivel castor									
	SSP5SSC160P2V2S32									
	SSP5SSC200P2V2S32									

		[mm]	[mm]	[mm]	[mm]	[mm]	[mm]	[mm]	[mm]	[kg]
	fixed castor									
	FSP54SC160P2V2S32									
	FSP54SC200P2V2S32									

		[mm]	[mm]	[mm]	[mm]	[mm]	[mm]	[mm]	[mm]	[kg]
	swivel castor with total brake									
	TSP5SSC160P2V2S32									
	TSP5SSC200P2V2S32									

		[mm]	[mm]	[mm]	[mm]	[mm]	[mm]	[mm]	[mm]	[kg]
	swivel castor									
	SSP5SSC160R4E2S34									
	SSP5SSC200R4E2S34									

		[mm]	[mm]	[mm]	[mm]	[mm]	[mm]	[mm]	[mm]	[kg]
	fixed castor									
	FSP54SC160R4E2S34									
	FSP54SC200R4E2S34									

		[mm]	[mm]	[mm]	[mm]	[mm]	[mm]	[mm]	[mm]	[kg]
	swivel castor with total brake									
	TSP5SSC160R4E2S34									
	TSP5SSC200R4E2S34									

P2V2
R4E2





CASTORS FOR POSTAL SERVICE TROLLEYS SERIES BAF4 140 MM

rim: aluminium
 tread: elastic black 70° - 75° shore A
 axle bearing: double ball bearing
 threadguard: without
 load capacity: 270 kg
 wheel diameter: 140 mm
 temperature range: -20°C to +80°C













CASTORS FOR POSTAL SERVICE TROLLEYS SERIES BAF2 / BAF4 160 - 200 MM

rim: aluminium
 tread: elastic 70° - 75° shore A
 axle bearing: double ball bearing
 threadguard: without
 load capacity: 300 kg to 350 kg
 wheel diameter: 160 mm to 200 mm
 temperature range: -20°C to +80°C



swivel castor

									
	[mm]	[mm]	[mm]	[mm]	[mm]	[mm]	[mm]	[mm]	[kg]
SHP57WC140BAF4D0N		140	140x110	105x84/76	11	50	171	-	290














swivel castor with directional lock

DHP57WC140BAF4D0N		140	140x110	105x84/76	11	50	171	-	290
-------------------	---	-----	---------	-----------	----	----	-----	---	-----





swivel castor with central brake

									
	[mm]	[mm]	[mm]	[mm]	[mm]	[mm]	[mm]	[mm]	[kg]
ZPP58WC160BAF2D0N		160	135x110	105x84/76	11	53	195	-	300
ZPP58WC200BAF2D0N		200	135x110	105x84/76	11	53	235	-	350



swivel castor with central brake

ZPP58WC160BAF4D0N		160	135x110	105x84/76	11	53	195	-	300
ZPP58WC200BAF4D0N		200	135x110	105x84/76		53	235	-	350

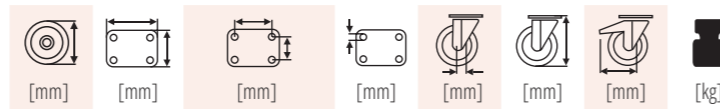


CASTORS WITH CENTRAL DIRECTIONAL LOCKING SYSTEM SERIES P2D2

rim: polypropylene
 tread: thermoplastic rubber 65° shore A
 axle bearing: ball bearing
 threadguard: small plastic threadguard
 load capacity: 135 kg to 165 kg
 wheel diameter: 100 mm to 125 mm
 temperature range: -20°C to +60°C



swivel castor



		[mm]	[mm]	[mm]	[mm]	[mm]	[mm]	[mm]	[kg]
SPP21WC100P2D2B32		100	105x80	80/77x60	9	40	128	-	135
SPP31WC125P2D2B32		125	105x80	80/77x60	9	40	155	-	165



fixed castor

FPP22WC100P2D2B32		100	105x80	80/77x60	9	-	128	-	135
FPP35WC125P2D2B32		125	105x80	80/77x60	9	-	155	-	165



swivel castor with total brake

TPP21WC100P2D2B32		100	105x80	80/77x60	9	40	128	127	135
TPP31WC125P2D2B32		125	105x80	80/77x60	9	45	155	127	165



swivel castor with central directional locking system

DIRSPP21WC100P2D2B32		100	105x80	80/77x60	9	40	128	-	135
DIRSPP31WC125P2D2B32		125	105x80	80/77x60	9	45	155	-	165



LAUNDRY

HIGHLIGHTS AND ADVANTAGES

- low-noise running on all surfaces
- high load capacities in the well-known Basics version
- ball bearing as axle bearing for improved rolling resistance



central directional locking system

- swivel castors can be connected individually
- at unlocked mechanism: flexible handling on the truck
- at locked mechanism: stabile straight run during use

P2D2














SCAFFOLD CASTORS SERIES NONO

rim: polyamide
 tread: polyamide
 axle bearing: plain bearing
 threadguard: without
 load capacity: 600 kg to 700 kg
 wheel diameter: 125 mm to 200 mm
 temperature range: -40°C to +80°C



swivel castor with stem

									
	[mm]	[mm]	[mm]	[mm]	[mm]	[mm]	[mm]	[mm]	[kg]
LGTKBWC125N0N0P0N	125	-	-	-	30	158	ø38.35x55.5		600
LGTLBWC125N0N0P0N	125	-	-	-	30	158	ø34.5x55.5		600
LGTKBWC150N0N0P0N	150	-	-	-	30	181	ø38.35x55.5		700
LGTLBWC150N0N0P0N	150	-	-	-	30	181	ø34.5x55.5		700
LGTK4WC200N0N0P0N	200	-	-	-	40	241	ø38.35x55.5		700
LGTL4WC200N0N0P0N	200	-	-	-	40	241	ø34.5x55.5		700



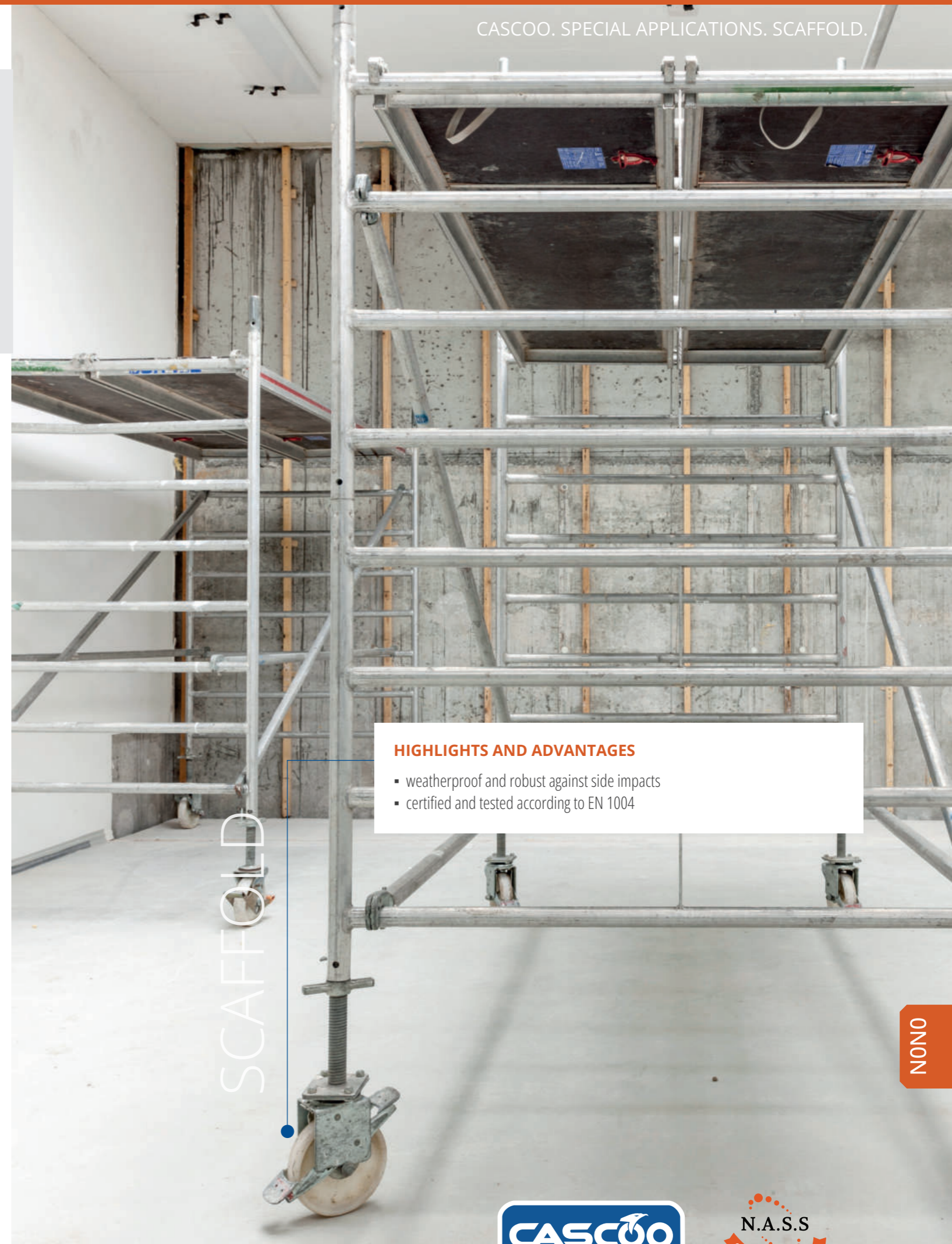
swivel castor with spindle

LGVM4WC200N0N0P0N	200	-	-	-	40	241	ø37x400	700
	200	-	-	-	40	241	ø37x500	700



swivel castor with total brake and expander

BPX87WC125N0N0R1W	125	-	-	-	40	160	ø 42.5	200
	125	-	-	-	40	159	ø 42.5	200



HIGHLIGHTS AND ADVANTAGES

- weatherproof and robust against side impacts
- certified and tested according to EN 1004

NONO













SCAFFOLD CASTORS SERIES NONO

rim: polyamide
 tread: thermoplastic polyurethane 95° shore A
 axle bearing: plain bearing
 threadguard: without
 load capacity: 600 kg to 700 kg
 wheel diameter: 125 mm to 200 mm
 temperature range: -40°C to +80°C



swivel castor with stem

								
	[mm]	[mm]	[mm]	[mm]	[mm]	[mm]	[mm]	[kg]
LGTKBWC125N2U6PON	125	-	-	-	30	158	ø38.35x55.5	600
LGTLBWC125N2U6PON	125	-	-	-	30	158	ø34.5x55.5	600
LGTKBWC150N2U6PON	150	-	-	-	30	181	ø38.35x55.5	700
LGTLBWC150N2U6PON	150	-	-	-	30	181	ø34.5x55.5	700
LGTK4WC200N2U6PON	200	-	-	-	40	241	ø38.35x55.5	700
LGTL4WC200N2U6PON	200	-	-	-	40	241	ø34.5x55.5	700



swivel castor with spindle

LGVM4WC200N2U6PON	200	-	-	-	40	241	ø37x400	700
	200	-	-	-	40	241	ø37x500	700



swivel castor with total brake and expander

BPX87WC125N2U6R1W	125	-	-	-	40	160	ø 42.5	200
	125	-	-	-	40	159	ø 42.5	200



HIGHLIGHTS AND ADVANTAGES

- weatherproof and robust against side impacts
- certified and tested according to EN 1004

N2U6



WE TELL YOU THE CASCOO CODE

Our item numbers are made up of various attributes of the product:

- 1 **S** housing type
- 2 **A** category
- 3 **P** fixation
- 4 **A** plate hole pattern & hub width / bolt hole diameter & hub width
- 5 **9** material thickness of housing
- 6 **C** surface
- 7 **C** logo
- 8 **0** -
- 9 **5** wheel diameter
- 10 **0** -
- 11 **P** wheel rim
- 12 **2** colour wheel rim
- 13 **T** tread
- 14 **2** colour tread
- 15 **P** axle bearing
- 16 **0** threadguard
- 17 **N** colour threadguard



1. HOUSING TYPE

- A swivel castor with front brake (via adjustable screw)
- B bolt hole swivel castor with total brake (pedal steel / zinc die cast)
- C swivel castor with front brake (via hook)
- D swivel castor with directional lock
- E bolt hole swivel castor with directional lock
- F fixed castor
- H bolt hole swivel castor
- K bolt hole swivel castor with total brake (nylon pedal)
- L swivel castor with brake (double pedal)
- P swivel castor with total brake (nylon pedal)
- S swivel castor
- T swivel castor with total brake
- Z swivel castor with central locking system

2. CATEGORY

- A apparatus castors
- B industrial castors BASICS
- C plastic body castors CASCOO CARA
- D twin wheel castors
- E shopping castors
- F industrial castors FLEX
- G scaffold castors
- H heavy duty castors
- I industrial castors INNOVATION
- P industrial castors PREMIUM
- S special / individual application
- V plastic body castors CASCOO EVA
- W waste bin castors
- Z compact castors

3. FIXATION

- B bolt hole with ball bearing
- C bolt hole with ball bearing and stage
- H bolt hole
- P plate
- Q bolt hole with inner thread
- R bolt hole with inner thread (additional plate)
- S bolt hole with inserted screw
- T bolt hole with stem
- V bolt hole with welded spindle
- X bolt hole with screwed expander
- Z bolt hole with pressed stem or threaded stem

4. PLATE HOLE PATTERN & HUB WIDTH / BOLT HOLE DIAMETER & HUB WIDTH

	by plate fixation	by bolt hole fixation
1		11 mm
2	80 x 60 mm / 42 mm	12 mm
3	80 x 60 mm / 52 mm	13 mm / 42 mm
4	105 x 80 mm / 52 mm	14 mm
5	105 x 80 mm / 60 mm	15 mm
6	80 x 60 mm strengthen / 42 mm	16 mm
7	80 x 60 mm closed / 42 mm	7 mm
8	85 x 60 mm / 42 mm	13 mm / 52 mm
9	80 x 60 mm / 46 mm	13 mm / 60 mm
0	64 x 64 mm / 36 mm	10 mm
A	48/39 x 48/39 mm	13 mm / 36 mm
B	44/38.5 x 44/38.5 mm	13 mm / 36 mm
C	48/38 x 48/38 mm	12,2 mm
D		13 mm / 36 mm
E	at 50 mm: 48/38 x 48/38 mm; from ø 75 mm: 62/56 x 52/47 mm	11 mm / 36 mm
F		11 mm / 36 mm
G		11 mm / 36 mm
H		11 mm / 44 mm
J	75 x 50 mm / 36 mm	11 mm / 56 mm
K	80 x 60 mm / 47 - 55 mm	
L	105 x 80 mm / 47 - 55 mm	
S	75 x 50 mm / 30 mm	

5. MATERIAL THICKNESS OF HOUSING

1	3.00 / 2.50 mm
2	2.00 / 2.00 mm
3	3.00 / 3.00 mm
4	4.00 / 4.00 mm
5	2.50 / 2.50 mm
6	2.50 / 2.00 mm
7	4.00 / 3.00 mm
8	3.50 / 3.00 mm
9	2.00 / 1.80 mm
0	2.00 / 1.50 mm
A	3.50 / 3.50 mm
B	4.00 / 3.50 mm
C	1.50 / 1.50 mm
D	3.00 / 2.00 mm
E	5.00 / 4.00 mm
F	2.75 / 2.25 mm
G	1.80 / 1.80 mm
H	1.50 / 2.00 mm
J	2.00 / 2.50 mm
K	6.00 / 5.00 mm
L	5.00 / 5.00 mm
M	8.00 / 6.00 mm
N	6.00 / 6.00 mm
O	2.75 / 2.50 mm
P	2.20 / 2.20 mm
Q	1.80 / 1.50 mm
S	special solution

6. SURFACE

K	cathodic black dip-coated
P	nylon
W	galvanized steel
C	galvanized steel, blue passivated
S	stainless steel

7. LOGO

C	with CASCOO Logo
0	without CASCOO Logo

9. WHEEL DIAMETER

035	Ø 35 mm
050	Ø 50 mm
060	Ø 60 mm
065	Ø 65 mm
075	Ø 75 mm
080	Ø 80 mm
100	Ø 100 mm
108	Ø 108 mm
125	Ø 125 mm
140	Ø 140 mm
150	Ø 150 mm
160	Ø 160 mm
180	Ø 180 mm
200	Ø 200 mm
250	Ø 250 mm

11. WHEEL RIM

A	Aluminium
B	Aluminium
C	Polyamide with fibreglass
D	Aluminium
G	Polypropylene
H	Polyamide with injected steel tube
I	cast iron
M	Sandwich Polyamide / Elastic
N	Polyamide
P	Polypropylene
Q	Polypropylene with injected steel tube
R	Polyamide
S	steel / sheet steel
T	Sandwich Polypropylene / TPR
U	Polyurethane
V	Polyamide PA6
X	Polypropylene
Y	Polyamide
Z	Polyamide PA6

12. COLOUR WHEEL RIM

0	white
1	blue
2	grey
3	yellow
4	black
5	brown
6	red
7	green
8	orange
9	special colour
A	silver (aluminium)
B	galvanized steel
W	galvanized steel

13. TREAD

A	Thermoplastic Rubber 95° Shore A
B	Polyurethane 92° Shore A
C	Polyamide with fibreglass
D	Thermoplastic Rubber 65° Shore A
E	Elastic 65° Shore A
F	Elastic 75° Shore A
G	Thermoplastic Rubber 65° Shore A
J	Thermoplastic Rubber 85° Shore A
K	Polyamide with Elastic ring
M	Elastic 75° Shore A
N	Polyamide
P	Polypropylene
Q	Thermoplastic Rubber 2 Components 65° / 85° Shore A
R	Solid Rubber PAH conform
S	Solid Rubber REACH conform
T	Thermoplastic Rubber 95° Shore A
U	on PA rim: Thermoplastic Polyurethane / on alu & steel: cast PU
V	Thermoplastic Rubber 85° Shore A
W	Thermoplastic Rubber 85° Shore A
X	Polyurethane 75° Shore A
Y	Polyurethane 2 Components 75° / 92° Shore A
Z	Polyamide PA6

14. COLOUR TREAD

0	white
1	blue
2	grey
3	yellow
4	black
5	brown
6	red
7	green
8	orange
9	special colour

15. AXLE BEARING

B	ball bearing
D	double ball bearing
L	plain bearing stainless steel
P	plain bearing
Q	roller bearing stainless steel
R	roller bearing
S	ball bearing stainless steel
Z	plain bearing with slip-on PP tube

16. THREADGUARD

0	without threadguard
1	small metall threadguard
2	full covering metall threadguard
3	small plastic threadguard
4	full covering plastic threadguard

17. COLOUR THREADGUARD

0	white
1	blue
2	grey
3	yellow
4	black
5	brwon
6	red
7	green
8	orange
9	special colour
N	without threadguard
S	stainless steel
W	galvanized steel

CASCOO - ALWAYS THE RIGHT CHOICE

